

RADIO TEST REPORT-WIFI

ETSI EN 300 328 V2.2.2 (2019-07)

Product : Gateway

Trade Mark :



Model Name : G1-E

Family Model : N/A

Report No. : S22080401505002

Prepared for

Shenzhen Minew Technologies Co., Ltd.
3rd Floor, I Building, Gangzhilong Science Park, Qinglong Road, Longhua District,
Shenzhen City, China

Prepared by

Shenzhen NTEK Testing Technology Co., Ltd.
1/F, Building E, Fenda Science Park, Sanwei Community, Xixiang Street
Bao'an District, Shenzhen 518126 P.R. China
Tel: 400-800-6106, 0755-2320 0050 / 2320 0090
Website: <http://www.ntek.org.cn>

TEST RESULT CERTIFICATION

Applicant's name..... Shenzhen Minew Technologies Co., Ltd.
Address..... 3rd Floor, I Building, Gangzhihong Science Park, Qinglong Road,
Longhua District, Shenzhen City, China
Manufacturer's Name..... Shenzhen Minew Technologies Co., Ltd.
Address..... Building 3, Instrument World Industrial Park, No. 306, Guanlan
Guiyue Road, Longhua District, Shenzhen

Product description

Product name Gateway

Trademark



Model Name G1-E

Family Model..... N/A

Standards..... ETSI EN 300 328 V2.2.2 (2019-07)

This device described above has been tested by Shenzhen NTEK, and the test results show that the equipment under test (EUT) is in compliance with the 2014/53/EU RED Directive Art.3.2 requirements. And it is applicable only to the tested sample identified in the report.

This report shall not be reproduced except in full, without the written approval of Shenzhen NTEK, this document may be altered or revised by Shenzhen NTEK, personnel only, and shall be noted in the revision of the document.

Date of Test..... :

Date (s) of performance of tests..... : 06 Jan. 2022 ~ 18 Feb. 2022

Date of Issue : 05 Aug. 2022

Test Result : **Pass**

*Note: All test data of this report are based on the original test report
S22010602903002, dated by 18 Feb. 2022*

Testing Engineer :

(Mary Hu)

Authorized Signatory :

(Alex Li)

Table of Contents

Page

1 . GENERAL INFORMATION	6
1.1 GENERAL DESCRIPTION OF EUT	6
1.2 INFORMATION ABOUT THE EUT	7
1.3 TEST CONDITIONS AND CHANNEL	12
1.4 DESCRIPTION OF TEST CONDITIONS	13
1.5 DESCRIPTION OF SUPPORT UNITS	14
1.6 EQUIPMENTS LIST FOR ALL TEST ITEMS	15
2 . SUMMARY OF TEST RESULTS	16
2.1 TEST FACILITY	17
2.2 MEASUREMENT UNCERTAINTY	17
3 . TEST PROCEDURES AND RESUTLS	19
3.1 EQUIVALENT ISOTROPIC RADIATED POWER	19
3.1.1 LIMITS OF EQUIVALENT ISOTROPIC RADIATED POWER	19
3.1.2 TEST PROCEDURE	19
3.1.3 TEST SETUP	19
3.1.4 TEST RESULTS	20
3.2 . PEAK POWER DENSITY	21
3.2.1 LIMITS OF POWER SPECTRAL DENSITY	21
3.2.2 TEST PROCEDURE	21
3.2.3 TEST SETUP	21
3.2.4 TEST RESULTS	22
3.3 . OCCUPIED CHANNEL BANDWIDTH	23
3.3.1 LIMITS OF OCCUPIED CHANNEL BANDWIDTH	23
3.3.2 TEST PROCEDURE	23
3.3.3 DEVIATION FROM TEST STANDARD	23
3.3.4 TEST SETUP	23
3.3.5 TEST RESULTS	24
3.4 . TRANSMITTER UNWANTED EMISSIONS IN THE OUT-OF-BAND DOMAIN	25
3.4.1 LIMITS OF TRANSMITTER UNWANTED EMISSIONS IN THE OUT-OF-BAND DOMAIN	25
3.4.2 TEST PROCEDURE	25
3.4.3 DEVIATION FROM TEST STANDARD	26
3.4.4 TEST SETUP	26
3.4.5 TEST RESULTS	27
3.5 . ADAPTIVE (CHANNEL ACCESS MECHANISM)	28
3.5.1 APPLICABILITY OF ADAPTIVE REQUIREMENTS AND LILIT FOR WIDE BAND MODULATION TECHNIQUES	28

Table of Contents	Page
3.5.2 TEST PROCEDURE	29
3.5.3 TEST SETUP CONFIGURATION	29
3.5.4 LIST OF MEASUREMENTS	30
3.5.5 TEST RESULTS	31
3.6 . TRANSMITTER UNWANTED EMISSIONS IN THE SPURIOUS DOMAIN	32
3.6.1 LIMITS OF TRANSMITTER UNWANTED EMISSIONS IN THE SPURIOUS DOMAIN	32
3.6.2 TEST PROCEDURE	32
3.6.3 DEVIATION FROM TEST STANDARD	32
3.6.4 TEST SETUP	33
3.6.5 TEST RESULTS (Radiated measurement)	34
3.6.6 TEST RESULTS (Conducted measurement)	35
3.7 . RECEIVER SPURIOUS RADIATION	36
3.7.1 LIMITS OF RECEIVER SPURIOUS RADIATION	36
3.7.2 TEST PROCEDURE	36
3.7.3 DEVIATION FROM TEST STANDARD	36
3.7.4 TEST SETUP	37
3.7.5 TEST RESULTS (Radiated measurement)	38
3.7.6 TEST RESULTS (Conducted measurement)	39
3.8 . RECEIVER BLOCKING	40
3.8.1 PERFORMANCE CRITERIA	40
3.8.2 LIMITS OF RECEIVER BLOCKING	40
3.8.3 TEST PROCEDURE	41
3.8.4 DEVIATION FROM TEST STANDARD	42
3.8.5 TEST SETUP	42
3.8.6 TEST RESULTS	43
4 . TEST RESULTS	47
4.1 RF Output Power	47
4.2 Power Spectral Density	52
4.3 Occupied Channel Bandwidth	57
4.4 Transmitter unwanted emissions in the out-of-band domain	62
4.5 Transmitter unwanted emissions in the spurious domain	77
4.6 Receiver spurious emissions	83
4.7 Adaptivity	88
4.8 Adaptivity COT Channel Occupancy Time	96
5 . EUT TEST PHOTO	104
SPURIOUS EMISSIONS MEASUREMENT PHOTOS	104
APPENDIX-PHOTOGRAPHS OF EUT CONSTRUCTIONAL DETAILS	

Revision History

Report No.	Version	Description	Issued Date
S22010602903002	Rev.01	Initial issue of report	18 Feb. 2022
S22080401505002	Rev.02	Update the product name	05 Aug.2022

1. GENERAL INFORMATION

1.1 GENERAL DESCRIPTION OF EUT

Equipment	Gateway
Trade Mark	   
Model Name.	G1-E
Family Model	N/A
Model Difference	N/A
The EUT is Gateway	
Operation Frequency:	802.11b/g/n(20MHz): 2412~2472MHz 802.11n(40MHz):2422~2462MHz
Modulation Type:	IEEE 802.11b : DSSS (DBPSK, DQPSK, CCK) IEEE 802.11g/n (HT20/HT40) : OFDM (64QAM, 16QAM, QPSK, BPSK)
Bit Rate of Transmitter	802.11b:11/5.5/2/1 Mbps 802.11g:54/48/36/24/18/12/9/6Mbps 802.11n(20MHz) use 800 ns GI: 65.0/58.5/52.0/39.0/26.0/19.5/13.0/6.5 Mbps (MCS0~MCS7) 802.11n(40MHz) use 800 ns GI: 13.5/27/40.5/54/81/108/121.5/135Mbps
Adaptive/non-adaptive	Adaptive equipment
Receiver categories	1
Number Of Channel	Please see Note 2.
Antenna Designation	FPC Antenna
Antenna Gain(Peak)	5 dBi
Channel List	Refer to below
Adapter	N/A
Battery	N/A
Rating	DC 5V from USB port, or DC 48V DC 0.1A POE port
I/O Ports	Refer to users manual
Hard Ware Version	N/A
Soft Ware Version	N/A

Note:

1. For a more detailed features description, please refer to the manufacturer's specifications or the User's Manual.
- 2.

Channel List							
Channel	Frequency (MHz)	Channel	Frequency (MHz)	Channel	Frequency (MHz)	Channel	Frequency (MHz)
01	2412	05	2432	09	2452	13	2472
02	2417	06	2437	10	2457		
03	2422	07	2442	11	2462		
04	2427	08	2447	12	2467		

1.2 INFORMATION ABOUT THE EUT

a) The type of modulation used by the equipment:

- ☐ FHSS
- ☒ other forms of modulation

b) In case of FHSS modulation:

- In case of non-Adaptive Frequency Hopping equipment:
The number of Hopping Frequencies:
- In case of Adaptive Frequency Hopping Equipment:
The maximum number of Hopping Frequencies:
The minimum number of Hopping Frequencies:
- The (average) Dwell Time:

c) Adaptive / non-adaptive equipment:

- ☐ non-adaptive Equipment
- ☒ adaptive Equipment without the possibility to switch to a non-adaptive mode
- ☐ adaptive Equipment which can also operate in a non-adaptive mode

d) In case of adaptive equipment:

The maximum Channel Occupancy Time implemented by the equipment: 2.413ms

- ☒ The equipment has implemented an LBT based DAA mechanism
- In case of equipment using modulation different from FHSS:
 - ☐ The equipment is Frame Based equipment
 - ☒ The equipment is Load Based equipment
 - ☐ The equipment can switch dynamically between Frame Based and Load Based equipment

The CCA time implemented by the equipment: / μ s

- ☐ The equipment has implemented a non-LBT based DAA mechanism
- ☐ The equipment can operate in more than one adaptive mode

e) In case of non-adaptive Equipment:

The maximum RF Output Power (e.i.r.p.):

The maximum (corresponding) Duty Cycle:

Equipment with dynamic behaviour, that behaviour is described here. (e.g. the different combinations of duty cycle and corresponding power levels to be declared):

f) The worst case operational mode for each of the following tests:

- RF Output Power
802.11 b
- Power Spectral Density
802.11 b
- Duty cycle, Tx-Sequence, Tx-gap
N/A
- Accumulated Transmit time, Frequency Occupation & Hopping Sequence (only for FHSS equipment)
N/A
- Hopping Frequency Separation (only for FHSS equipment)
N/A
- Medium Utilization
N/A
- Adaptivity
802.11 n40
- Nominal Channel Bandwidth
802.11 n40
- Transmitter unwanted emissions in the OOB domain
802.11 n20
- Transmitter unwanted emissions in the spurious domain
802.11 n40
- Receiver spurious emissions
802.11 n40
- Receiver Blocking
802.11 b, 802.11 n40

g) The different transmit operating modes (tick all that apply):

- ☒ Operating mode 1: Single Antenna Equipment
- ☒ Equipment with only one antenna
 - ☐ Equipment with two diversity antennas but only one antenna active at any moment in time
 - ☐ Smart Antenna Systems with two or more antennas, but operating in a (legacy) mode where only one antenna is used (e.g. IEEE 802.11™ [i.3] legacy mode in smart antenna systems)
 - ☐ Operating mode 2: Smart Antenna Systems - Multiple Antennas without beam forming
 - ☐ Single spatial stream / Standard throughput / (e.g. IEEE 802.11™ [i.3] legacy mode)
 - ☐ High Throughput (> 1 spatial stream) using Nominal Channel Bandwidth 1
 - ☐ High Throughput (> 1 spatial stream) using Nominal Channel Bandwidth 2

NOTE 1: Add more lines if more channel bandwidths are supported.

- ☐ Operating mode 3: Smart Antenna Systems - Multiple Antennas with beam forming
- ☐ Single spatial stream / Standard throughput (e.g. IEEE 802.11™ [i.3] legacy mode)
- ☐ High Throughput (> 1 spatial stream) using Nominal Channel Bandwidth 1
- ☐ High Throughput (> 1 spatial stream) using Nominal Channel Bandwidth 2

NOTE 2: Add more lines if more channel bandwidths are supported.

h) In case of Smart Antenna Systems:

- The number of Receive chains:
- The number of Transmit chains:
 - ☐ symmetrical power distribution
 - ☐ asymmetrical power distribution

In case of beam forming, the maximum (additional) beam forming gain: dB

NOTE: The additional beam forming gain does not include the basic gain of a single antenna.

i) Operating Frequency Range(s) of the equipment:

- Operating Frequency Range 1: 2412 MHz to 2472 MHz
 - Operating Frequency Range 2: 2422 MHz to 2462 MHz
- NOTE: Add more lines if more Frequency Ranges are supported.

j) Nominal Channel Bandwidth(s):

- Nominal Channel Bandwidth 1: Ant 1:17.67MHz (n20)
 - Nominal Channel Bandwidth 2: Ant 1:36.26MHz (n40)
- NOTE: Add more lines if more channel bandwidths are supported.

k) Type of Equipment (stand-alone, combined, plug-in radio device, etc.):

- ☒ Stand-alone
- ☐ Combined Equipment (Equipment where the radio part is fully integrated within another type of equipment)
- ☐ Plug-in radio device (Equipment intended for a variety of host systems)
- ☐ Other

l) The normal and the extreme operating conditions that apply to the equipment:

Normal operating conditions (if applicable):

Operating temperature: 15°C~35°C

Other (please specify if applicable):

Extreme operating conditions:

Operating temperature range: Minimum: -10°C Maximum 40°C

Other (please specify if applicable): Minimum: Maximum

Details provided are for the:

- ☒ stand-alone equipment
- ☐ combined (or host) equipment
- ☐ test jig

m) The intended combination(s) of the radio equipment power settings and one or more antenna assemblies and their corresponding e.i.r.p. levels:

• Antenna Type: FPC Antenna

☒ Integral Antenna (information to be provided in case of conducted measurements)

Antenna Gain: 5 dBi

If applicable, additional beamforming gain (excluding basic antenna gain): dB

☐ Temporary RF connector provided

☐ No temporary RF connector provided

☐ Dedicated Antennas (equipment with antenna connector)

☐ Single power level with corresponding antenna(s)

☐ Multiple power settings and corresponding antenna(s)

Number of different Power Levels:

Power Level 1: dBm

Power Level 2: dBm

Power Level 3: dBm

NOTE 1: Add more lines in case the equipment has more power levels.

NOTE 2: These power levels are conducted power levels (at antenna connector).

• For each of the Power Levels, provide the intended antenna assemblies, their corresponding gains

(G) and the resulting e.i.r.p. levels also taking into account the beamforming gain (Y) if applicable

Power Level 1: dBm

Number of antenna assemblies provided for this power level:

Assembly #	Gain (dBi)	e.i.r.p. (dBm)	Part number or model name
1	5	14.47	
2			
3			

NOTE 3: Add more rows in case more antenna assemblies are supported for this power level.

Power Level 2: dBm

Number of antenna assemblies provided for this power level:

Assembly #	Gain (dBi)	e.i.r.p. (dBm)	Part number or model name
1			
2			
3			

NOTE 4: Add more rows in case more antenna assemblies are supported for this power level.

Power Level 3: dBm

Number of antenna assemblies provided for this power level:

Assembly #	Gain (dBi)	e.i.r.p. (dBm)	Part number or model name
1			
2			
3			

NOTE 5: Add more rows in case more antenna assemblies are supported for this power level.

n) The nominal voltages of the stand-alone radio equipment or the nominal voltages of the combined (host) equipment or test jig in case of plug-in devices:

Details provided are for the:

- ☒ stand-alone equipment
☐ combined (or host) equipment
☐ test jig

Supply Voltage ☐ AC mains State AC voltage V
☒ DC State DC voltage: DC 5V

In case of DC, indicate the type of power source

- ☐ Internal Power Supply
☐ External Power Supply or AC/DC adapter:
☐ Battery:
☐ Other:

o) Describe the test modes available which can facilitate testing:

See section 1.4

p) The equipment type (e.g. Bluetooth®, IEEE 802.11™ [i.3], IEEE 802.15.4™ [i.4], proprietary, etc.):

IEEE 802.11™ [i.3]

q) If applicable, the statistical analysis referred to in clause 5.4.1 q)

(to be provided as separate attachment)

r) If applicable, the statistical analysis referred to in clause 5.4.1 r)

(to be provided as separate attachment)

s) Geo-location capability supported by the equipment:

- ☐ Yes
☐ The geographical location determined by the equipment as defined in clause 4.3.1.13.2 or clause 4.3.2.12.2 is not accessible to the user
☒ No

t) Describe the minimum performance criteria that apply to the equipment (see clause 4.3.1.12.3 or clause 4.3.2.11.3):

802.11 b /PER=0.99%

.....

1.3 TEST CONDITIONS AND CHANNEL

	Normal Test Conditions	Extreme Test Conditions
Temperature	15℃ - 35℃	40℃ ~ -10℃ Note: (1)
Relative Humidity	20% - 75%	N/A
Supply Voltage	DC 5V	/

802.11b/11g/11n(20M)

Test Channel	EUT Channel	Test Frequency (MHz)
lowest	CH01	2412
middle	CH07	2442
highest	CH13	2472

802.11n(40M)

Test Channel	EUT Channel	Test Frequency (MHz)
lowest	CH03	2422
middle	CH07	2442
highest	CH11	2462

Note:

(1) The HT 40℃ and LT -10℃ was declared by manufacturer, The EUT couldn't be operate normally with higher or lower temperature.



(2) The measurements are performed at the highest, middle, lowest available channels.

1.4 DESCRIPTION OF TEST CONDITIONS

E-1
EUT

1.5 DESCRIPTION OF SUPPORT UNITS

The EUT has been tested as an independent unit together with other necessary accessories or support units. The following support units or accessories were used to form a representative test configuration during the tests.

Item	Equipment	Brand	Model/Type No.	Series No.	Note
E-1	Gateway	 	G1-E	N/A	EUT

Item	Type	Shielded Type	Ferrite Core	Length	Note

Note:

- (1) The support equipment was authorized by Declaration of Confirmation.
- (2) For detachable type I/O cable should be specified the length in cm in 『Length』 column.

1.6 EQUIPMENTS LIST FOR ALL TEST ITEMS

EQUIPMENT TYPE	Manufacturer	Type No.	Serial No.	Last calibration	Calibrated until	Calibration period
EMI Test Receiver	R&S	ESPI7	101318	2021.04.27	2022.04.26	1 year
Bilog Antenna	TESEQ	CBL6111D	31216	2021.03.29	2022.03.28	1 year
Turn Table	EM	SC100_1	60531	N/A	N/A	N/A
Antnna Mast	EM	SC100	N/A	N/A	N/A	N/A
Horn Antenna	EM	EM-AH-10180	2011071402	2021.03.29	2022.03.28	1 year
Horn Ant	Schwarzbeck	BBHA 9170	9170-181	2021.04.27	2022.04.26	1 year
Test Cable (30MHz-1GHz)	N/A	R-01	N/A	2020.04.07	2023.04.06	3 year
Test Cable (1-18GHz)	N/A	R-02	N/A	2020.04.07	2023.04.06	3 year
50Ω Coaxial Switch	Anritsu	MP59B	6200983705	2020.04.07	2023.04.06	3 year
Pre-Amplifier	EMC	EMC051835S E	980246	2021.04.27	2022.04.26	1 year
Spectrum Analyzer	Agilent	E4407B	MY45108040	2021.04.27	2022.04.26	1 year
Filter	TRILTHIC	2400MHz	29	2020.04.07	2023.04.06	3 year
Attenuator	Weinschel	33-10-33	AR4010	2020.04.07	2023.04.06	3 year
Attenuator	Weinschel	24-20-34	BP4485	2020.04.07	2023.04.06	3 year
MXA Signal Analyzer	Agilent	N9020A	MY49100060	2021.04.27	2022.04.26	1 year
ESG VETCTOR SIGNAL GENERAROR	Agilent	E4438C	MY45093347	2021.04.27	2022.04.26	1 year
PSG Analog Signal Generator	Agilent	E8257D	MY51110112	2021.04.27	2022.04.26	1 year
Power Splitter	Mini-Circuits/USA	ZN2PD-63-S+	SF025101428	2020.04.07	2023.04.06	3 year
Coupler	Mini-Circuits	ZADC-10-63-S +	SF794101410	2020.04.07	2023.04.06	3 year
Directional Coupler	MCLI/USA	CB11-20	0D2L51502	2020.04.07	2023.04.06	3 year
Attenuator	Agilent	8495B	MY42147029	2020.04.13	2023.04.12	3 year
Power Meter	DARE	RPR3006W	15I00041SNO 84	2021.04.27	2022.04.26	1 year
Wideband Radio Communication Tester Specifications	R&S	CMW500	148500	2021.04.27	2022.04.26	1 year
temporary antenna connector (Note)	NTS	R001	N/A	N/A	N/A	N/A

Note:

We will use the temporary antenna connector (soldered on the PCB board) When conducted test And this temporary antenna connector is listed within the instrument list

2. SUMMARY OF TEST RESULTS

The EUT has been tested according to the following specifications:

EN 300 328 V2.2.2 (2019-07)		
Clause	Test Item	Results
TRANSMITTER PARAMETERS		
4.3.2.2	RF Output Power	Pass
4.3.2.3	Power Spectral Density	Pass
4.3.2.4	Duty cycle, Tx-Sequence, Tx-gap	Not Applicable (See Note 1/2)
4.3.2.5	Medium Utilization (MU) factor	Not Applicable (See Note 1/2)
4.3.2.6	Adaptivity	Pass
4.3.2.7	Occupied Channel Bandwidth	Pass
4.3.2.8	Transmitter unwanted emission in the OOB domain	Pass
4.3.2.9	Transmitter unwanted emissions in the spurious domain	Pass
RECEIVER PARAMETERS		
4.3.2.10	Receiver Spurious Emissions	Pass
4.3.2.11	Receiver Blocking	Pass

Note:

- These requirements do not apply for equipment with a maximum declared RF output power of less than 10 dBm EIRP or for equipment when operating in a mode where the RF output power is less than 10 dBm EIRP.
- These requirements apply to non-adaptive frequency hopping equipment or to adaptive frequency hopping equipment operating in a non-adaptive mode.
- The antenna gain provided by customer is used to calculate the EIRP result. NTEK is not responsible for the accuracy of antenna gain parameter.

2.1 TEST FACILITY

Shenzhen NTEK Testing Technology Co., Ltd.

Add. : 1/F, Building E, Fenda Science Park, Sanwei Community, Xixiang Street, Bao'an District, Shenzhen 518126 P.R. China

FCC Registered No.: 463705 IC Registered No.:9270A-1

CNAS Registration No.:L5516

2.2 MEASUREMENT UNCERTAINTY

The reported uncertainty of measurement $y \pm U$, where expended uncertainty U is based on a standard uncertainty multiplied by a coverage factor of $k=2$, providing a level of confidence of approximately 95 %.

No.	Item	Uncertainty
1	Radio Frequency	$\pm 1.38\text{dB}$
2	Total RF power, conducted	$\pm 0.16\text{dB}$
3	RF power density, conducted	$\pm 0.16\text{dB}$
4	All emissions, radiated	$\pm 0.21\text{dB}$
5	Temperature	$\pm 0.5^\circ\text{C}$
6	Humidity	$\pm 2\%$
7	DC and low Frequency voltages	$\pm 0.04\%$

2.3 MAXIMUM MEASUREMENT UNCERTAINTY (FOR ETSI EN 300 328)

For the test methods, according to ETSI EN 300 328 standard, the measurement uncertainty figures shall be calculated in accordance with ETR 100 028-1[4] and shall correspond to an expansion factor(coverage factor) $k=1.96$ or $k=2$ (which provide confidence levels of respectively **95 %** and **95.45 %** in the case where the distributions characterizing the actual measurement uncertainties are normal (Gaussian)).

Maximum measurement uncertainty

No.	Item	Uncertainty
1	Occupied Channel Bandwidth	$\pm 5\%$
2	RF output Power,conducted	$\pm 1.5\text{dB}$
3	Power Spectral Density, conducted	$\pm 3\text{dB}$
4	Unwanted emissions, conducted	$\pm 3\text{dB}$
5	All emissions,radiated	$\pm 6\text{dB}$
6	Temperature	$\pm 3^{\circ}\text{C}$
7	Humidity	$\pm 3\%$
9	Time	$\pm 5\%$

3. TEST PROCEDURES AND RESULTS

3.1 EQUIVALENT ISOTROPIC RADIATED POWER

3.1.1 LIMITS OF EQUIVALENT ISOTROPIC RADIATED POWER

Refer to chapter 4.3.2.2.3 of ETSI EN 300 328 V2.2.2 (2019-07)

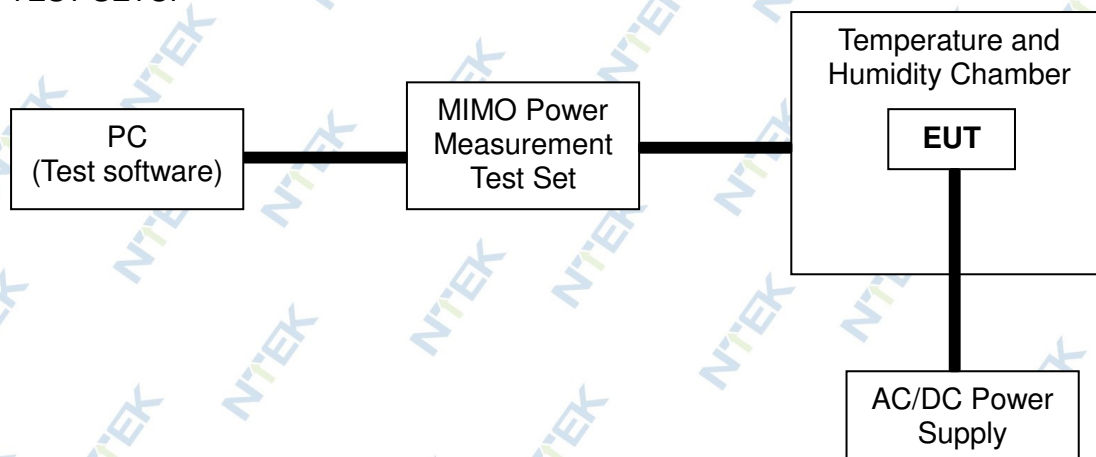
RF OUTPUT POWER	
Condition	Limit
<input type="checkbox"/> Non-adaptive wide band modulations systems	Equal to or less than the value declared by the supplier. This declared value shall be equal to or less than 20 dBm.
<input checked="" type="checkbox"/> Adaptive wide band modulations systems	≤20dBm

3.1.2 TEST PROCEDURE

Refer to chapter 5.4.2.2 of ETSI EN 300 328 V2.2.2 (2019-07)

Measurement	
<input checked="" type="checkbox"/> Conducted measurement	<input type="checkbox"/> Radiated measurement

3.1.3 TEST SETUP



3.1.4 TEST RESULTS

EUT :	Gateway	Model Name :	G1-E
Temperature :	20°C	Relative Humidity:	55 %
Pressure :	1012 hPa	Test Voltage :	DC 5V(NORMAL)
Test Mode :	802.11 b/g/n(HT20/HT40) Mode		

Test data reference attachment

3.2. PEAK POWER DENSITY

3.2.1 LIMITS OF POWER SPECTRAL DENSITY

Refer to chapter 4.3.2.3.3 of ETSI EN 300 328 V2.2.2 (2019-07)

RF OUTPUT POWER	
Condition	Limit
For equipment using wide band modulations other than FHSS	≤ 10 dBm/MHz

3.2.2 TEST PROCEDURE


Refer to chapter 5.4.3.2 of ETSI EN 300 328 V2.2.2 (2019-07)

Measurement	
<input checked="" type="checkbox"/> Conducted measurement	<input type="checkbox"/> Radiated measurement

The setting of the Spectrum Analyzer

Start Frequency	2400MHz
Stop Frequency	2483.5MHz
Detector	RMS
Sweep Point	> 8 350; for spectrum analysers not supporting this number of sweep points, the frequency band may be segmented
Sweep time:	For non-continuous transmissions: $2 \times$ Channel Occupancy Time \times number of sweep points For continuous transmissions: 10 s; the sweep time may be increased further until a value where the sweep time has no further impact anymore on the RMS value of the signal.
RBW / VBW	10KHz / 30KHz

3.2.3 TEST SETUP



3.2.4 TEST RESULTS

EUT :	Gateway	Model Name :	G1-E
Temperature :	26°C	Relative Humidity:	60 %
Pressure :	1012 hPa	Test Voltage :	DC 5V
Test Mode :	802.11 b/g/n(HT20/HT40) Mode		

Test data reference attachment

3.3. OCCUPIED CHANNEL BANDWIDTH

3.3.1 LIMITS OF OCCUPIED CHANNEL BANDWIDTH

Refer to chapter 4.3.2.7.3 of ETSI EN 300 328 V2.2.2 (2019-07)

OCCUPIED CHANNEL BANDWIDTH		
Condition		Limit
All types of equipment		Shall fall completely within the band 2400 to 2483.5 MHz
Additional requirement	For non-adaptive using wide band modulations other than FHSS system and E.I.R.P >10 dBm	Less than 20 MHz
	For non-adaptive frequency hopping system and E.I.R.P >10 dBm	Less than 5 MHz

3.3.2 TEST PROCEDURE

Refer to chapter 5.4.7.2 of ETSI EN 300 328 V2.2.2 (2019-07)

Measurement	
<input checked="" type="checkbox"/> Conducted measurement	<input type="checkbox"/> Radiated measurement

The setting of the Spectrum Analyzer

Center Frequency	The centre frequency of the channel under test
Frequency Span	2 × Nominal Channel Bandwidth
Detector	RMS
RBW	~ 1 % of the span without going below 1 %
VBW	3 × RBW
Trace	Max hold
Sweep time	1s

3.3.3 DEVIATION FROM TEST STANDARD

No deviation

3.3.4 TEST SETUP



These measurements only were performed at normal test conditions. The measurement shall be performed only on the lowest and the highest frequency within the ststed frequency range. In case of conducted measurements the transmitter shall be connected to the measuring equipment via a suitable attenuator. Controlling software has been activated to set the EUT on specific status.

3.3.5 TEST RESULTS

EUT :	Gateway	Model Name :	G1-E
Temperature :	26°C	Relative Humidity :	60 %
Pressure :	1012 hPa	Test Voltage :	DC 5V
Test Mode :	802.11b/g/n(HT20,HT40) Mode CH1 / CH13, CH3 / CH11		

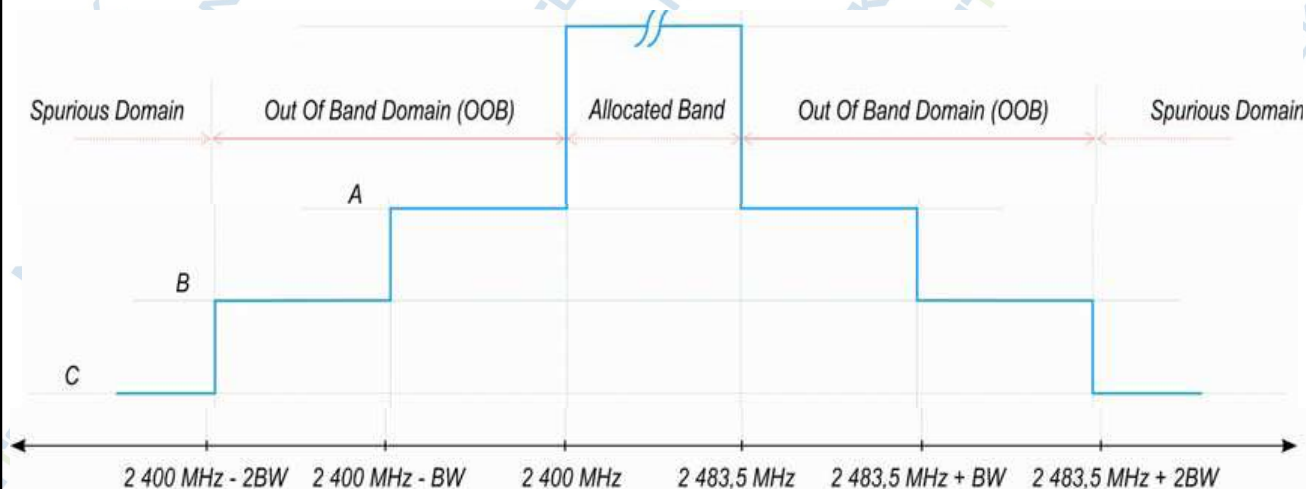
Test data reference attachment

3.4. TRANSMITTER UNWANTED EMISSIONS IN THE OUT-OF-BAND DOMAIN

3.4.1 LIMITS OF TRANSMITTER UNWANTED EMISSIONS IN THE OUT-OF-BAND DOMAIN

Refer to chapter 4.3.2.8.3 of ETSI EN 300 328 V2.2.2 (2019-07)

TRANSMITTER UNWANTED EMISSIONS IN THE OUT-OF-BAND DOMAIN	
Condition	Limit
Under all test conditions	The transmitter unwanted emissions in the out-of-band domain but outside the allocated band, shall not exceed the values provided by the mask in below figure.



A: -10 dBm/MHz e.i.r.p.
B: -20 dBm/MHz e.i.r.p.
C: Spurious Domain limits

BW = Occupied Channel Bandwidth in MHz or 1 MHz whichever is greater

3.4.2 TEST PROCEDURE

Refer to chapter 5.4.8.2 of ETSI EN 300 328 V2.2.2 (2019-07)

Measurement	
<input checked="" type="checkbox"/> Conducted measurement	<input type="checkbox"/> Radiated measurement

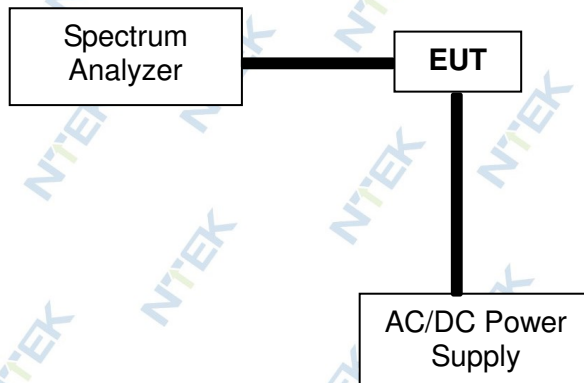
The setting of the Spectrum Analyzer

Span	0Hz
Filter Mode	Channel Filter
Trace Mode	Max Hold
Trigger Mode	Video trigger; in case video triggering is not possible, an external trigger source may be used
Detector	RMS
Sweep Point / Sweep Mode	Sweep Time [s] / (1 μs) or 5 000 whichever is greater/ Continuous
RBW / VBW	1MHz / 3MHz

3.4.3 DEVIATION FROM TEST STANDARD

No deviation

3.4.4 TEST SETUP



According to the EN 300 328 V2.2.2 clause 5.4.8.1: These measurements shall only be performed at normal test conditions. For equipment using FHSS modulation, the measurements shall be performed during normal operation (hopping).

For equipment using wide band modulations other than FHSS, the measurement shall be performed at the lowest and the highest channel on which the equipment can operate. These operating channels shall be recorded.

The equipment shall be configured to operate under its worst case situation with respect to output power.

If the equipment can operate with different Nominal Channel Bandwidths (e.g. 20 MHz and 40 MHz), then each channel bandwidth shall be tested separately.

3.4.5 TEST RESULTS

EUT :	Gateway	Model Name :	G1-E
Temperature :	24 °C	Relative Humidity :	54%
Pressure :	1010 hPa	Test Power :	DC 5V
Test Mode :	802.11 b/g/n(HT20/HT40) Mode		

Test data reference attachment

3.5. ADAPTIVE (CHANNEL ACCESS MECHANISM)

3.5.1 APPLICABILITY OF ADAPTIVE REQUIREMENTS AND LILT FOR WIDE BAND MODULATION TECHNIQUES

Refer to chapter 4.3.2.6 of ETSI EN 300 328 V2.2.2 (2019-07)

Requirement	Operational Mode			
	<input type="checkbox"/> Non-LBT based Detect and Avoid	<input checked="" type="checkbox"/> LBT based Detect and Avoid		
		<input type="checkbox"/> Frame Based Equipment	<input checked="" type="checkbox"/> Load Based Equipment (CCA using 'energy detect')	<input type="checkbox"/> Load Based Equipment (CCA not using any of the mechanisms referenced as note 2)
Minimum Clear Channel Assessment (CCA) Time	NA	not less than 18 us (see note 1)	(see note 2)	not less than 18 us (see note 1)
Maximum Channel Occupancy (COT) Time	< 40 ms	1ms to 10 ms	(see note 2)	(13/32)*q ms (see note 3)
Minimum Idle Period	5 % minimum of 100 μs	5% of COT	(see note 2)	NA
Extended CCA check	NA	NA	(see note 2)	R*CCA (see note 4)
Short Control Signalling Transmissions	Maximum duty cycle of 10% within an observation period of 50 ms (see note 5)			
Note 1: The CCA time used by the equipment shall be declared by the supplier.				
Note 2: Load Based Equipment may implement an LBT based spectrum sharing mechanism based on the Clear Channel Assessment (CCA) mode using energy detect as described in IEEE 802.11™-2012 [i.3], clause 9, clause 10, clause 16, clause 17, clause 19 and clause 20, or in IEEE 802.15.4™-2011 [i.4], clause 4, clause 5 and clause 8 providing the equipment complies with the conformance requirements referred to in clause 4.3.2.6.3.4.				
Note 3: q is selected by the manufacturer in the range [4...32]				
Note 4: The value of R shall be randomly selected in the range [1...q]				
Note 5: Adaptive equipment may or may not have Short Control Signaling Transmissions.				

Interference threshold level

The detection threshold shall be proportional to the transmit power of the transmitter: for a 20 dBm e.i.r.p. transmitter the detection threshold level (TL) shall be equal to or less than -70 dBm/MHz at the input to the receiver assuming a 0 dBi (receive) antenna assembly. This threshold level (TL) may be corrected for the (receive) antenna assembly gain (G); however, beamforming gain (Y) shall not be taken into account. For power levels less than 20 dBm e.i.r.p., the detection threshold level may be relaxed to:

$$TL = -70 \text{ dBm/MHz} + 10 \times \log_{10} G - E0 \text{ (100 mW / Pout) (Pout in mW e.i.r.p.)}$$

Table 9: Unwanted Signal parameters

Wanted signal mean power from companion device (dBm)	Unwanted signal frequency (MHz)	Unwanted CW signal power (dBm)
-30/ sufficient to maintain the link(see note 2)	2 395 or 2 488,5 (see note 1)	-35 (see note 2)
<p>NOTE 1: The highest frequency shall be used for testing operating channels within the range 2 400 MHz to 2 442 MHz, while the lowest frequency shall be used for testing operating channels within the range 2 442 MHz to 2 483,5 MHz. See clause 5.4.6.1.</p> <p>NOTE 2: A typical value which can be used in most cases is -50 dBm/MHz.</p> <p>NOTE 3: The level specified is the level in front of the UUT antenna. In case of conducted measurements, this level has to be corrected by the actual antenna assembly gain.</p>		

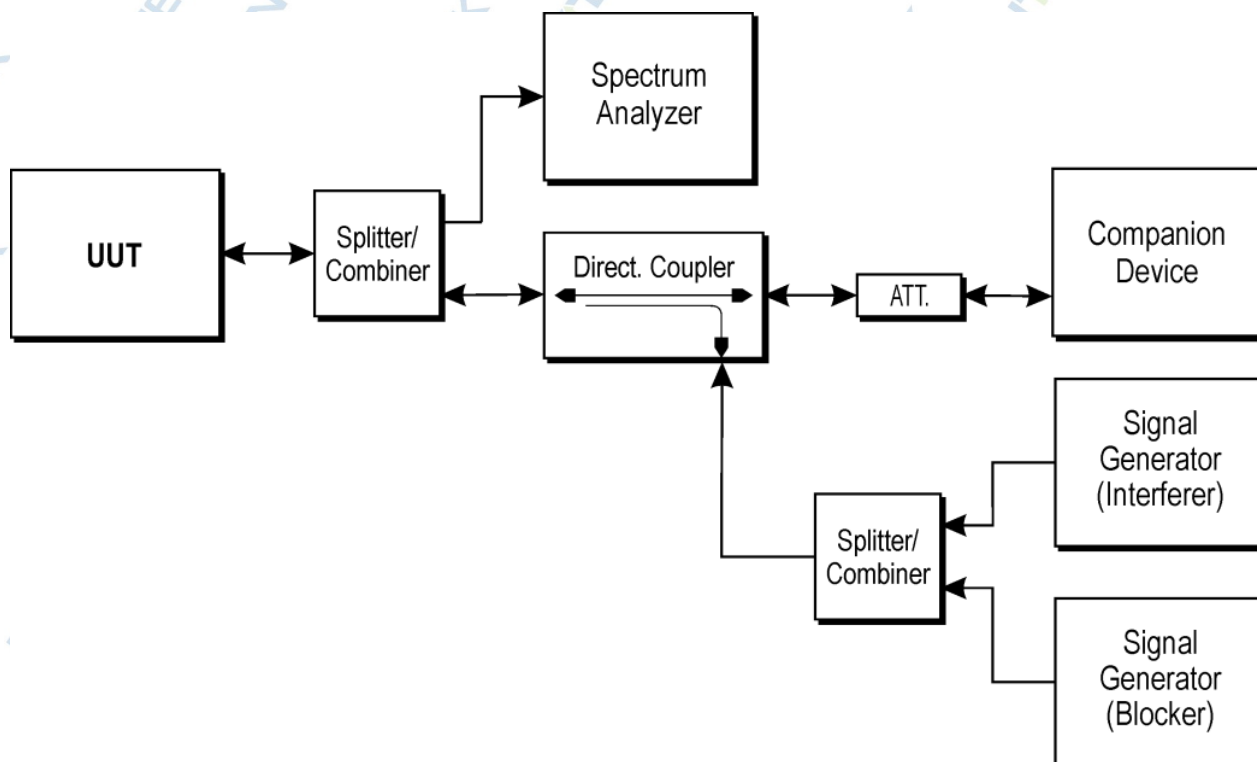
3.5.2 TEST PROCEDURE

Refer to chapter 5.4.6.2 of ETSI EN 300 328 V2.2.2 (2019-07)

Measurement	
<input checked="" type="checkbox"/> Conducted measurement	<input type="checkbox"/> Radiated measurement

Test method please refer to the 5.4.6.2.1.4 of ETSI EN 300 328 V2.2.2 (2019-07).

3.5.3 TEST SETUP CONFIGURATION



3.5.4 LIST OF MEASUREMENTS

UUT operational Mode		
Frame Based Equipment	Load Based Equipment (CCA using 'energy detect')	Load Based Equipment (CCA not using any of the mechanisms referenced)
	V	

Clause	Test Parameter	Remarks	PASS/FAIL
4.3.2.5.2.2.1	Adaptive (Frame Based Equipment)	Not Applicable	N/A
4.3.2.5.2.2.2	Adaptive (Load Based Equipment)	Applicable	PASS
4.3.2.5.3	Short Control Signaling Transmissions	Applicable	PASS

3.5.5 TEST RESULTS

EUT :	Gateway	Model Name :	G1-E
Temperature :	24 °C	Relative Humidity :	54%
Pressure :	1010 hPa	Test Power :	DC 5V
Test Mode :	802.11b/g/n(HT20,HT40) Mode CH1 / CH13, CH3 / CH11		

Test data reference attachment

3.6. TRANSMITTER UNWANTED EMISSIONS IN THE SPURIOUS DOMAIN

3.6.1 LIMITS OF TRANSMITTER UNWANTED EMISSIONS IN THE SPURIOUS DOMAIN

Refer to chapter 4.3.2.9.3 of ETSI EN 300 328 V2.2.2 (2019-07)

TRANSMITTER UNWANTED EMISSIONS IN THE SPURIOUS DOMAIN		
Frequency Range	Maximum Power Limit (E.R.P.(≤1 GHz) E.I.R.P.(> 1 GHz))	Bandwidth
30 MHz to 47 MHz	-36dBm	100 kHz
47 MHz to 74 MHz	-54dBm	100 kHz
74 MHz to 87.5 MHz	-36dBm	100 kHz
87.5 MHz to 118 MHz	-54dBm	100 kHz
118 MHz to 174 MHz	-36dBm	100 kHz
174 MHz to 230 MHz	-54dBm	100 kHz
230 MHz to 470 MHz	-36dBm	100 kHz
470 MHz to 694 MHz	-54dBm	100 kHz
694 MHz to 1 GHz	-36dBm	100 kHz
1 GHz ~ 12.75 GHz	-30dBm	1 MHz

3.6.2 TEST PROCEDURE

Refer to chapter 5.4.9.2 of ETSI EN 300 328 V2.2.2 (2019-07)

Measurement	
<input checked="" type="checkbox"/> Conducted measurement	<input checked="" type="checkbox"/> Radiated measurement

The setting of the Spectrum Analyzer

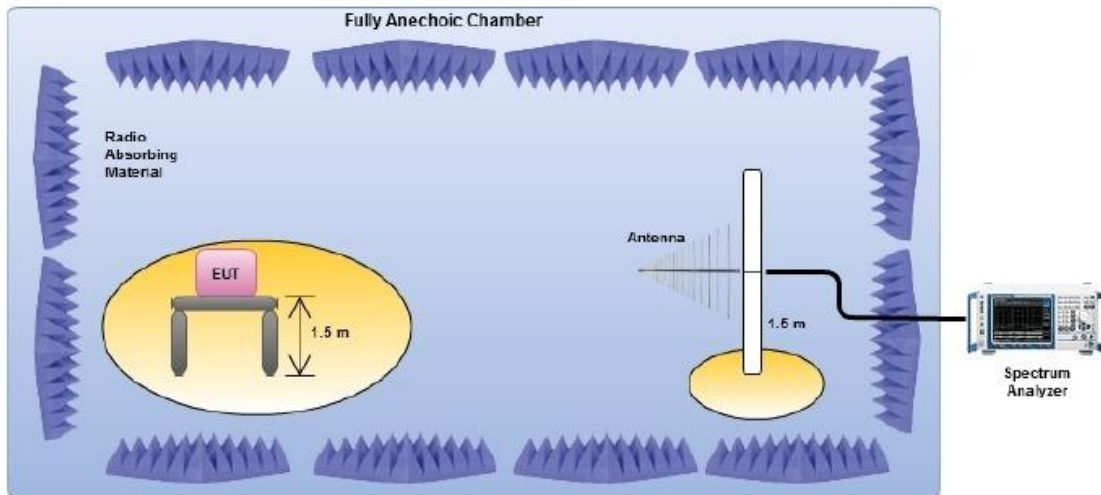
RBW	100K(<1GHz) / 1M(>1GHz)
VBW	300K(<1GHz) / 3M(>1GHz)

3.6.3 DEVIATION FROM TEST STANDARD

No deviation

3.6.4 TEST SETUP

Radiated measurement:



Conducted measurement:



1. For the actual test configuration, please refer to the related Item in this test report (Photographs of the Test Configuration).
2. The measurements were performed when normal hopping was disabled. In this case measurements were performed when operating at the lowest and the highest hopping frequency.
3. The equipment was configured to operate under its worst case situation with respect to output power.
4. The test setup has been constructed as the normal use condition. Controlling software has been activated to set the EUT on specific status.

3.6.5 TEST RESULTS (Radiated measurement)

BELOW 1 GHz WORST- CASE DATA(30 MHz ~ 1GHz)

EUT :	Gateway	Model Name :	G1-E
Temperature :	24°C	Relative Humidity :	56 %
Pressure :	1012 hPa	Test Voltage :	DC 5V
Test Mode :	TX-802.11b Mode(CH01)		

Polar (H/V)	Frequency	Meter Reading	Factor	Emission Level	Limits	Margin	Remark
	(MHz)	(dBm)	(dB)	(dBm)	(dBm)	(dB)	
V	36.485	-71.02	10.54	-60.48	-54	-6.48	peak
V	112.991	-73.23	10.96	-62.27	-36	-26.27	peak
V	225.974	-75.45	10.44	-65.01	-54	-11.01	peak
V	379.709	-70.03	11.35	-58.68	-36	-22.68	peak
V	685.963	-72.66	10.79	-61.87	-36	-25.87	peak
V	849.975	-75.98	11.10	-64.88	-54	-10.88	peak
H	43.075	-69.85	10.78	-59.07	-54	-5.07	peak
H	89.101	-69.23	9.50	-59.73	-54	-5.73	peak
H	196.506	-73.31	10.68	-62.63	-54	-8.63	peak
H	392.999	-72.3	11.55	-60.75	-36	-24.75	peak
H	659.07	-75.43	10.48	-64.95	-36	-28.95	peak
H	826.606	-69.96	9.40	-60.56	-36	-24.56	peak

Remark:

1. Emission Level= Meter Reading+ Factor, Margin= Limit- Emission Level.
2. All the modes had been tested, but only the worst data recorded in the report.

ABOVE 1 GHz WORST- CASE DATA (1GHz ~ 12.75GHz)

EUT :	Gateway	Model Name :	G1-E
Temperature :	24°C	Relative Humidity :	56 %
Pressure :	1012 hPa	Test Voltage :	DC 5V
Test Mode :	TX-802.11b Mode(CH01/CH7/CH13)		

Polar (H/V)	Frequency (MHz)	Meter Reading (dBm)	Factor (dB)	Emission Level (dBm)	Limits (dBm)	Margin (dB)	Remark
operation frequency:2412							
V	2610.745	-75.38	10.03	-65.35	-30	-35.35	peak
V	3145.289	-68.6	10.14	-58.46	-30	-28.46	peak
V	4727.909	-77.13	10.68	-66.45	-30	-36.45	peak
V	5254.284	-75.37	9.58	-65.79	-30	-35.79	peak
H	2555.124	-72.08	11.39	-60.69	-30	-30.69	peak
H	3216.61	-76.3	9.98	-66.32	-30	-36.32	peak
H	4298.988	-69.66	11.21	-58.45	-30	-28.45	peak
H	5178.896	-69.44	9.93	-59.51	-30	-29.51	peak
operation frequency:2442							
V	2118.398	-69.41	10.83	-58.58	-30	-28.58	peak
V	4492.15	-72.48	11.20	-61.28	-30	-31.28	peak
V	4904.155	-69.33	11.25	-58.08	-30	-28.08	peak
V	5898.629	-73.69	10.45	-63.24	-30	-33.24	peak
H	2508.695	-75.33	11.14	-64.19	-30	-34.19	peak
H	4340.161	-75.18	9.81	-65.37	-30	-35.37	peak
H	4458.31	-70.16	10.20	-59.96	-30	-29.96	peak
H	5272.422	-69.73	11.06	-58.67	-30	-28.67	peak
operation frequency:2472							
V	2860.412	-75.63	10.28	-65.35	-30	-35.35	peak
V	3941.91	-74.2	11.24	-62.96	-30	-32.96	peak
V	4160.474	-68.03	10.06	-57.97	-30	-27.97	peak
V	5187.682	-71.92	9.82	-62.10	-30	-32.10	peak
H	2038.988	-77.89	10.43	-67.46	-30	-37.46	peak
H	30027.127	-71.62	10.31	-61.31	-30	-31.31	peak
H	4484.42	-68.33	10.24	-58.09	-30	-28.09	peak
H	5999.637	-71.64	10.04	-61.60	-30	-31.60	peak

Remark:

1. Emission Level= Meter Reading+ Factor, Margin= Emission Level – Limit.
2. All the modes had been tested, but only the worst data recorded in the report.

3.6.6 TEST RESULTS (Conducted measurement)

Test data reference attachment

3.7. RECEIVER SPURIOUS RADIATION

3.7.1 LIMITS OF RECEIVER SPURIOUS RADIATION

Refer to chapter 4.3.2.10.3 of ETSI EN 300 328 V2.2.2 (2019-07))

RECEIVER SPURIOUS EMISSIONS		
Frequency Range	Maximum Power Limit (E.R.P.(≤ 1 GHz) E.I.R.P.(> 1 GHz))	Measurement Bandwidth
30 MHz ~ 1 GHz	-57dBm	100KHz
1 GHz ~ 12.75 GHz	-47dBm	1MHz

3.7.2 TEST PROCEDURE

Refer to chapter 5.4.10.2 of ETSI EN 300 328 V2.2.2 (2019-07)

Measurement	
<input checked="" type="checkbox"/> Conducted measurement	<input checked="" type="checkbox"/> Radiated measurement

The setting of the Spectrum Analyzer

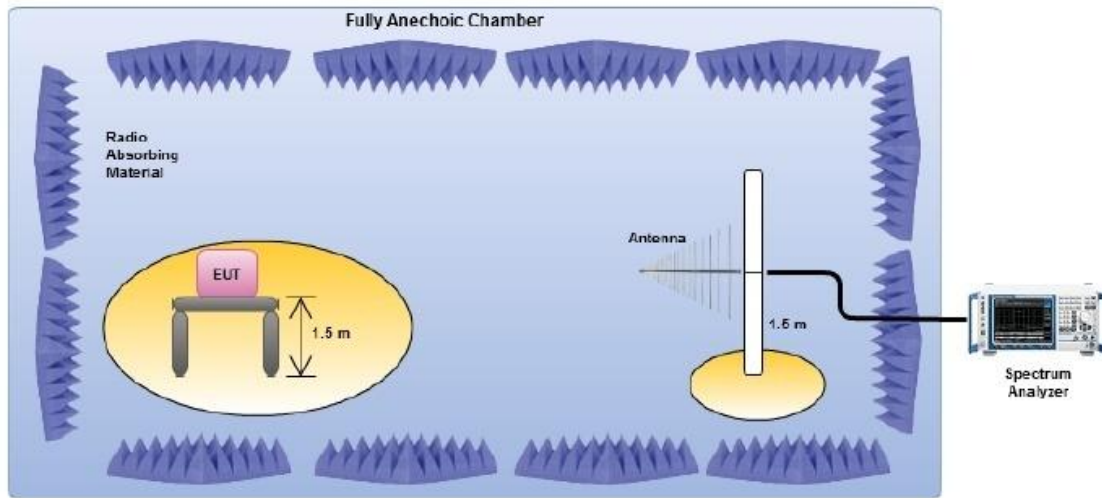
RBW	100K(<1GHz) / 1M(>1GHz)
VBW	300K(<1GHz) / 3M(>1GHz)

3.7.3 DEVIATION FROM TEST STANDARD

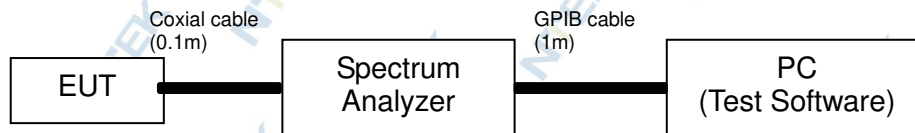
No deviation

3.7.4 TEST SETUP

Radiated measurement:



Conducted measurement:



1. For the actual test configuration, please refer to the related Item in this test report (Photographs of the Test Configuration).
2. Testing was performed when the equipment was in a receive-only mode.
3. The measurements were performed when normal hopping was disabled. In this case measurements were performed when operating at the lowest and the highest hopping frequency.
4. The test setup has been constructed as the normal use condition. Controlling software has been activated to set the EUT on specific status.

3.7.5 TEST RESULTS (Radiated measurement)

RX BELOW 1 GHz WORST- CASE DATA(30 MHz ~ 1GHz)

EUT :	Gateway	Model Name :	G1-E
Temperature :	24°C	Relative Humidity :	56 %
Pressure :	1012 hPa	Test Voltage :	DC 5V
Test Mode :	RX Mode-802.11b Mode(CH01)		

Polar (H/V)	Frequency	Meter Reading	Factor	Emission Level	Limits	Margin	Remark
	(MHz)	(dBm)	(dB)	(dBm)	(dBm)	(dB)	
V	44.39	-77.15	12.08	-65.07	-57	-8.07	peak
V	106.67	-79.59	13.07	-66.52	-57	-9.52	peak
V	194.01	-77.14	18.00	-59.14	-57	-2.14	peak
V	364.03	-83.98	10.67	-73.31	-57	-16.31	peak
V	536.67	-80.40	16.33	-64.07	-57	-7.07	peak
V	842.71	-77.72	16.33	-61.39	-57	-4.39	peak
H	30.55	-84.28	12.04	-72.24	-57	-15.24	peak
H	101.78	-82.64	15.37	-67.27	-57	-10.27	peak
H	174.89	-84.28	16.22	-68.06	-57	-11.06	peak
H	261.67	-83.20	14.43	-68.77	-57	-11.77	peak
H	497.46	-81.75	16.42	-65.33	-57	-8.33	peak
H	726.24	-79.48	16.42	-63.06	-57	-6.06	peak

1. **Remark:**
2. Emission Level= Meter Reading+ Factor, Margin= Emission Level– Limit.
3. All the modes had been tested, but only the worst data recorded in the report.

RX ABOVE 1 GHz WORST- CASE DATA(1GHz ~ 12.75GHz)

EUT :	Gateway	Model Name :	G1-E
Temperature :	24 °C	Relative Humidity	57%
Pressure :	1010 hPa	Test Power :	DC 5V
Test Mode :	RX Mode-802.11b Mode(CH01)		

Polar (H/V)	Frequency	Meter Reading	Factor	Emission Level	Limits	Margin	Remark
	(MHz)	(dBm)	(dB)	(dBm)	(dBm)	(dB)	
V	2152.60	-83.02	11.78	-71.24	-47	-24.24	peak
V	3012.52	-81.35	10.86	-70.49	-47	-23.49	peak
V	4000.51	-77.17	12.23	-64.94	-47	-17.94	peak
V	4839.11	-78.25	13.57	-64.68	-47	-17.68	peak
V	5067.18	-79.45	10.35	-69.10	-47	-22.10	peak
V	6006.63	-78.55	16.51	-62.04	-47	-15.04	peak
H	2143.43	-81.13	10.28	-70.85	-47	-23.85	peak
H	3274.12	-84.68	11.47	-73.21	-47	-26.21	peak
H	4079.45	-84.74	12.16	-72.58	-47	-25.58	peak
H	4810.40	-84.07	13.27	-70.80	-47	-23.80	peak
H	3057.79	-77.40	14.48	-62.92	-47	-15.92	peak
H	5213.72	-84.66	14.78	-69.88	-47	-22.88	peak

1. Emission Level= Meter Reading+ Factor, Margin= Emission Level – Limit.
2. All the modes had been tested, but only the worst data recorded in the report.

3.7.6 TEST RESULTS (Conducted measurement)

Test data reference attachment

3.8. RECEIVER BLOCKING

3.8.1 PERFORMANCE CRITERIA

The minimum performance criterion shall be a PER less than or equal to 10 %. The manufacturer may declare alternative performance criteria as long as that is appropriate for the intended use of the equipment (see clause 5.4.1.t)).

3.8.2 LIMITS OF RECEIVER BLOCKING

While maintaining the minimum performance criteria as defined in clause 4.3.2.11.3, the blocking levels at specified frequency offsets shall be equal to or greater than the limits defined for the applicable receiver category provided in table 14, table 15 or table 16.

☒ **Table 14: Receiver Blocking parameters for Receiver Category 1 equipment**

Wanted signal mean power from companion device (dBm) (see notes 1 and 4)	Blocking signal Frequency (MHz)	Blocking signal power (dBm) (see note 4)	Type of blocking signal
(-133 dBm + 10 × log ₁₀ E ₀ (OCBW)) or -68 dBm whichever is less (see note 2)	2 380 2 504	-34	CW
(-139 dBm + 10 × log ₁₀ E ₀ (OCBW)) or -74 dBm whichever is less (see note 3)	2 300 2 330 2 360 2524 2584 2674		

NOTE 1: OCBW is in Hz.

NOTE 2: In case of radiated measurements using a companion device and the level of the wanted signal from the companion device cannot be determined, a relative test may be performed using a wanted signal up to $P_{min} + 26$ dB where P_{min} is the minimum level of wanted signal required to meet the minimum performance criteria as defined in clause 4.3.1.12.3 in the absence of any blocking signal.

NOTE 3: In case of radiated measurements using a companion device and the level of the wanted signal from the companion device cannot be determined, a relative test may be performed using a wanted signal up to $P_{min} + 20$ dB where P_{min} is the minimum level of wanted signal required to meet the minimum performance criteria as defined in clause 4.3.1.12.3 in the absence of any blocking signal.

NOTE 4: The level specified is the level at the UUT receiver input assuming a 0 dBi antenna assembly gain. In case of conducted measurements, this level has to be corrected for the (in-band) antenna assembly gain (G). In case of radiated measurements, this level is equivalent to a power flux density (PFD) in front of the UUT antenna with the UUT being configured/positioned as recorded in clause 5.4.3.2.2.

☐ Table 15: Receiver Blocking parameters receiver category 2 equipment

Wanted signal mean power from companion device (dBm) (see notes 1 and 3)	Blocking signal Frequency (MHz)	Blocking signal power (dBm) (see note 3)	Type of blocking signal
$(-139 \text{ dBm} + 10 \times \lg G_1 - E_o(\text{OCBW}) + 10 \text{ dB})$ or $(-74 \text{ dBm} + 10 \text{ dB})$ whichever is less (see note 2)	2 380 2 504 2 300 2 584	-34	CW

NOTE 1: OCBW is in Hz.

NOTE 2: In case of radiated measurements using a companion device and the level of the wanted signal from the companion device cannot be determined, a relative test may be performed using a wanted signal up to $P_{\min} + 26 \text{ dB}$ where P_{\min} is the minimum level of wanted signal required to meet the minimum performance criteria as defined in clause 4.3.1.12.3 in the absence of any blocking signal.

NOTE 3: The level specified is the level at the UUT receiver input assuming a 0 dBi antenna assembly gain. In case of conducted measurements, this level has to be corrected for the (in-band) antenna assembly gain (G). In case of radiated measurements, this level is equivalent to a power flux density (PFD) in front of the UUT antenna with the UUT being configured/positioned as recorded in clause 5.4.3.2.2.

☐ Table 16: Receiver Blocking parameters receiver category 3 equipment

Wanted signal mean power from companion device (dBm)	Blocking signal Frequency (MHz)	Blocking signal power (dBm) (see note 2)	Type of blocking signal
$(-139 \text{ dBm} + 10 \times \lg G_1 - E_o(\text{OCBW}) + 20 \text{ dB})$ or $(-74 \text{ dBm} + 20 \text{ dB})$ whichever is less (see note 2)	2 380 2 504 2 300 2 584	-34	CW

NOTE 1: OCBW is in Hz.

NOTE 2: In case of radiated measurements using a companion device and the level of the wanted signal from the companion device cannot be determined, a relative the test may be performed using a wanted signal up to $P_{\min} + 30 \text{ dB}$ where P_{\min} is the minimum level of wanted signal required to meet the minimum performance criteria as defined in clause 4.3.1.12.3 in the absence of any blocking signal.

NOTE 3: The level specified is the level at the UUT receiver input assuming a 0 dBi antenna assembly gain. In case of conducted measurements, this level has to be corrected for the (in-band) antenna assembly gain (G). In case of radiated measurements, this level is equivalent to a power flux density (PFD) in front of the UUT antenna with the UUT being configured/positioned as recorded in clause 5.4.3.2.2.

3.8.3 TEST PROCEDURE

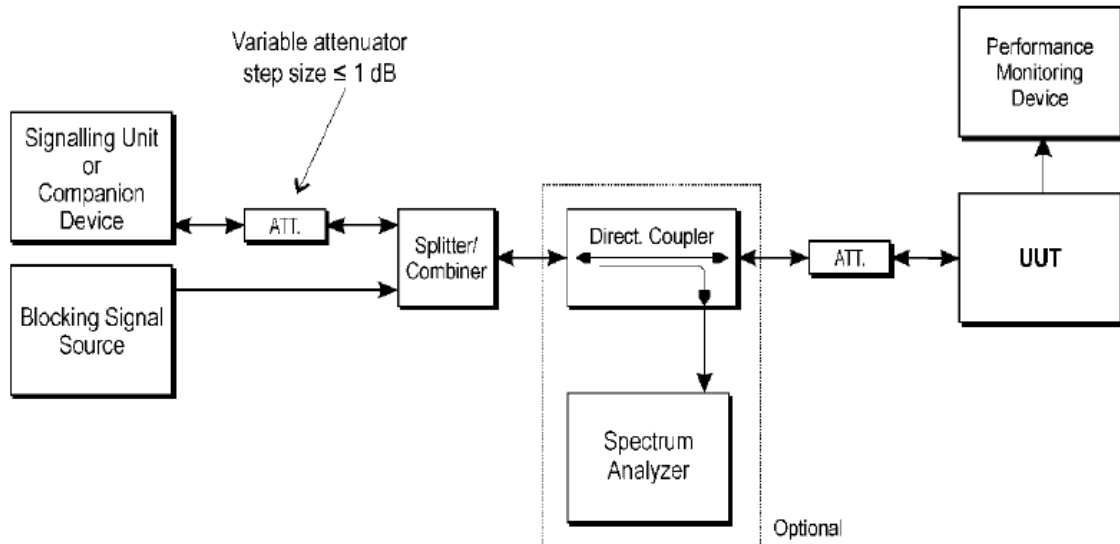
Refer to chapter 5.4.11.2 of ETSI EN 300 328 V2.2.2 (2019-07)

Measurement	
<input checked="" type="checkbox"/> Conducted measurement	<input type="checkbox"/> Radiated measurement

3.8.4 DEVIATION FROM TEST STANDARD

No deviation

3.8.5 TEST SETUP



3.8.6 TEST RESULTS

EUT :	Gateway	Model Name :	G1-E
Temperature :	26°C	Relative Humidity :	60 %
Pressure :	1012 hPa	Test Voltage :	DC 5V
Test Mode :	RX Mode(802.11b-CH01/CH13)		

CH01:

receiver category 1

Wanted signal mean power from companion device (dBm) ^{Note(1)}	Blocking signal Frequency (MHz)	Blocking signal power (dBm)	PER % ^{Note(4)}	PER Limit %
-68	2380		0.65%	≤10%
	2504		0.38%	
-74	2300	-34	0.08%	≤10%
	2330		0.44%	
	2360		0.14%	
	2524		0.78%	
	2584		0.35%	
	2674		0.50%	

CH13:

receiver category 1

Wanted signal mean power from companion device (dBm) ^{Note(1)}	Blocking signal Frequency (MHz)	Blocking signal power (dBm)	PER % ^{Note(4)}	PER Limit %
-68	2380		0.60%	≤10%
	2504		0.37%	
-74	2300	-34	0.51%	≤10%
	2330		0.31%	
	2360		0.79%	
	2524		0.41%	
	2584		0.91%	
	2674		0.77%	

Note: (1) The above results were obtained from laboratory tests.

EUT :	Gateway	Model Name :	G1-E
Temperature :	26°C	Relative Humidity :	60 %
Pressure :	1012 hPa	Test Voltage :	DC 5V
Test Mode :	RX Mode(802.11g-CH01/CH13)		

CH01:

receiver category 1

Wanted signal mean power from companion device (dBm) _{Note(1)}	Blocking signal Frequency (MHz)	Blocking signal power (dBm)	PER % _{Note(4)}	PER Limit %
-68	2380	-34	0.32%	≤10%
	2504		0.32%	
-74	2300		0.56%	≤10%
	2330		0.40%	
	2360		0.51%	
	2524		0.08%	
	2584		0.70%	
	2674		0.90%	

CH13:

receiver category 1

Wanted signal mean power from companion device (dBm) _{Note(1)}	Blocking signal Frequency (MHz)	Blocking signal power (dBm)	PER % _{Note(4)}	PER Limit %
-68	2380	-34	0.96%	≤10%
	2504		0.88%	
-74	2300		0.59%	≤10%
	2330		0.32%	
	2360		0.96%	
	2524		0.45%	
	2584		0.28%	
	2674		0.40%	

Note: (1) The above results were obtained from laboratory tests.

EUT :	Gateway	Model Name :	G1-E
Temperature :	26°C	Relative Humidity :	60 %
Pressure :	1012 hPa	Test Voltage :	DC 5V
Test Mode :	RX Mode(802.11n20-CH01/CH13)		

CH01:

receiver category 1

Wanted signal mean power from companion device (dBm) ^{Note(1)}	Blocking signal Frequency (MHz)	Blocking signal power (dBm)	PER % ^{Note(4)}	PER Limit %
-68	2380	-34	0.80%	≤10%
	2504		0.42%	
-74	2300		0.19%	≤10%
	2330		0.74%	
	2360		0.13%	
	2524		0.93%	
	2584		0.22%	
	2674		0.91%	

CH13:

receiver category 1

Wanted signal mean power from companion device (dBm) ^{Note(1)}	Blocking signal Frequency (MHz)	Blocking signal power (dBm)	PER % ^{Note(4)}	PER Limit %
-68	2380	-34	0.20%	≤10%
	2504		0.18%	
-74	2300		0.65%	≤10%
	2330		0.90%	
	2360		0.22%	
	2524		0.71%	
	2584		0.78%	
	2674		0.37%	

Note: (1) The above results were obtained from laboratory tests.

EUT :	Gateway	Model Name :	G1-E
Temperature :	26°C	Relative Humidity :	60 %
Pressure :	1012 hPa	Test Voltage :	DC 5V
Test Mode :	RX Mode(802.11n40-CH03/CH11)		

CH03:

receiver category 1

Wanted signal mean power from companion device (dBm)Note(1)	Blocking signal Frequency (MHz)	Blocking signal power (dBm)	PER %Note(4)	PER Limit %
-68	2380	-34	0.10%	≤10%
	2504		0.52%	
-74	2300		0.15%	≤10%
	2330		0.58%	
	2360		0.25%	
	2524		0.33%	
	2584		0.09%	
	2674		0.46%	

CH11:

receiver category 1

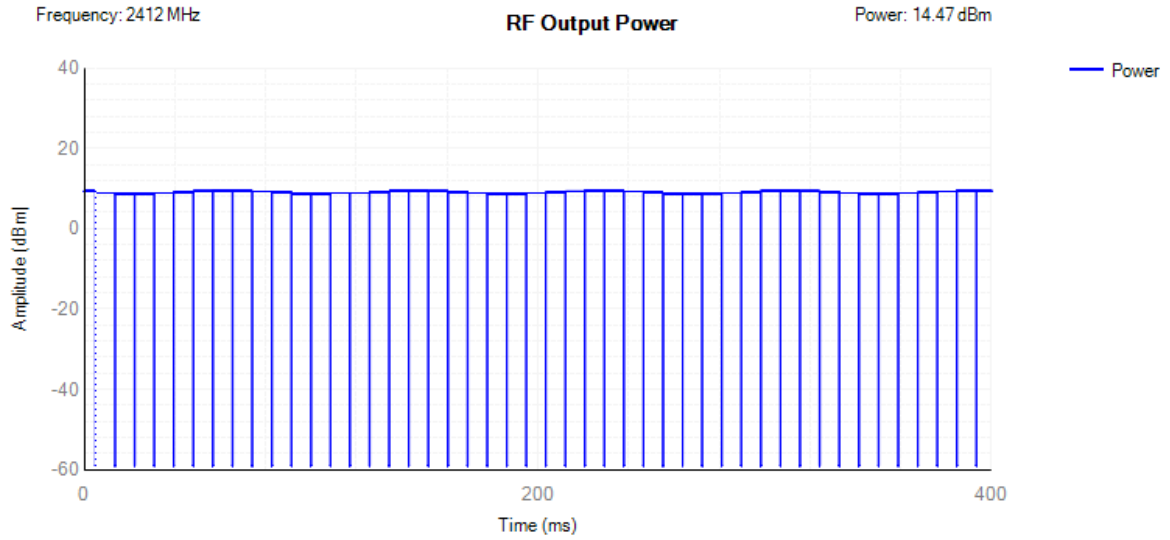
Wanted signal mean power from companion device (dBm)Note(1)	Blocking signal Frequency (MHz)	Blocking signal power (dBm)	PER %Note(4)	PER Limit %
-68	2380	-34	0.98%	≤10%
	2504		0.25%	
-74	2300		0.86%	≤10%
	2330		0.96%	
	2360		0.77%	
	2524		0.52%	
	2584		0.26%	
	2674		0.72%	

4. TEST RESULTS

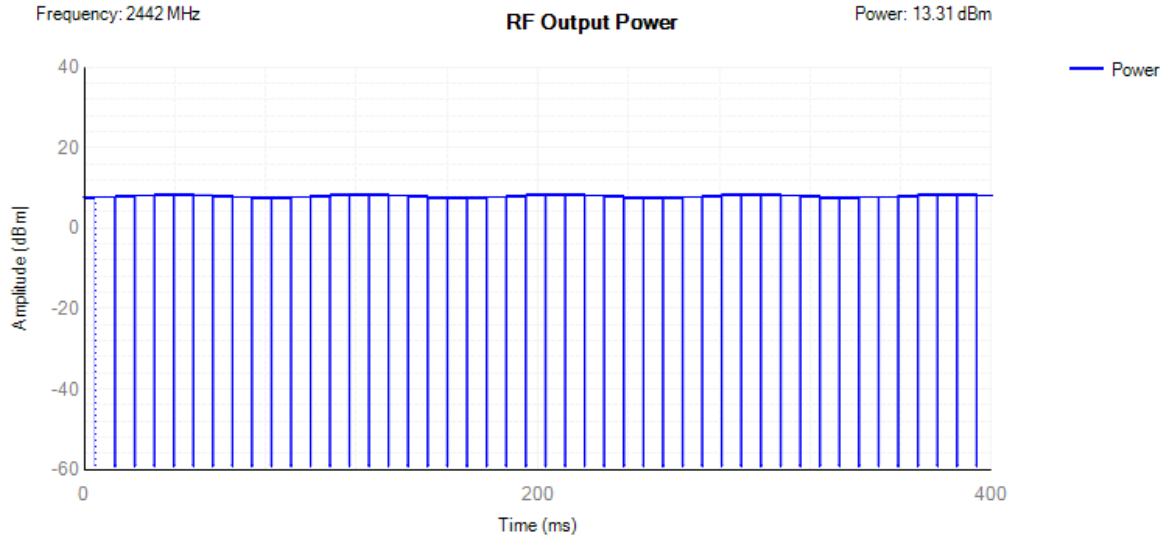
4.1 RF Output Power

Condition	Mode	Frequency (MHz)	Max Burst RMS Power (dBm)	Burst Number	Max EIRP (dBm)	Limit (dBm)	Verdict
NVNT	802.11b	2412	9.47	47	14.47	20	Pass
NVNT	802.11b	2442	8.31	47	13.31	20	Pass
NVNT	802.11b	2472	9.07	47	14.07	20	Pass
NVNT	802.11g	2412	6.36	248	11.36	20	Pass
NVNT	802.11g	2442	7.35	248	12.35	20	Pass
NVNT	802.11g	2472	7.17	310	12.17	20	Pass
NVNT	802.11n(HT20)	2412	6.59	197	11.59	20	Pass
NVNT	802.11n(HT20)	2442	7.02	197	12.02	20	Pass
NVNT	802.11n(HT20)	2472	7.11	197	12.11	20	Pass
NVNT	802.11n(HT40)	2422	6.26	346	11.26	20	Pass
NVNT	802.11n(HT40)	2442	6.86	347	11.86	20	Pass
NVNT	802.11n(HT40)	2462	6.5	346	11.5	20	Pass
NVLT	802.11b	2412	8.91	47	13.91	20	Pass
NVLT	802.11b	2442	8.05	47	13.05	20	Pass
NVLT	802.11b	2472	8.38	47	13.38	20	Pass
NVLT	802.11g	2412	5.8	248	10.8	20	Pass
NVLT	802.11g	2442	7.09	248	12.09	20	Pass
NVLT	802.11g	2472	6.48	310	11.48	20	Pass
NVLT	802.11n(HT20)	2412	6.76	197	11.76	20	Pass
NVLT	802.11n(HT20)	2442	6.33	197	11.33	20	Pass
NVLT	802.11n(HT20)	2472	6.03	197	11.03	20	Pass
NVLT	802.11n(HT40)	2422	5.7	346	10.7	20	Pass
NVLT	802.11n(HT40)	2442	6	347	11	20	Pass
NVLT	802.11n(HT40)	2462	5.81	346	10.81	20	Pass
NVHT	802.11b	2412	8.96	47	13.96	20	Pass
NVHT	802.11b	2442	7.79	47	12.79	20	Pass
NVHT	802.11b	2472	8.59	47	13.59	20	Pass
NVHT	802.11g	2412	5.96	248	10.96	20	Pass
NVHT	802.11g	2442	6.83	248	11.83	20	Pass
NVHT	802.11g	2472	6.61	310	11.61	20	Pass
NVHT	802.11n(HT20)	2412	6.07	197	11.07	20	Pass
NVHT	802.11n(HT20)	2442	6.52	197	11.52	20	Pass
NVHT	802.11n(HT20)	2472	6.82	197	11.82	20	Pass
NVHT	802.11n(HT40)	2422	5.79	346	10.79	20	Pass
NVHT	802.11n(HT40)	2442	5.44	347	10.44	20	Pass
NVHT	802.11n(HT40)	2462	5.93	346	10.93	20	Pass

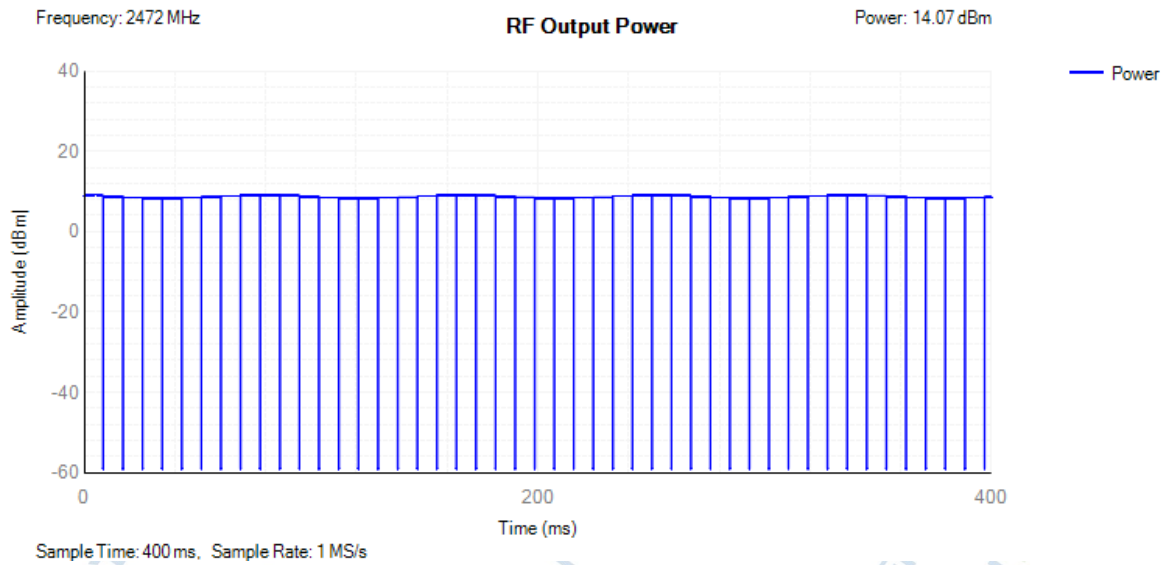
Power NVNT 802.11b 2412MHz



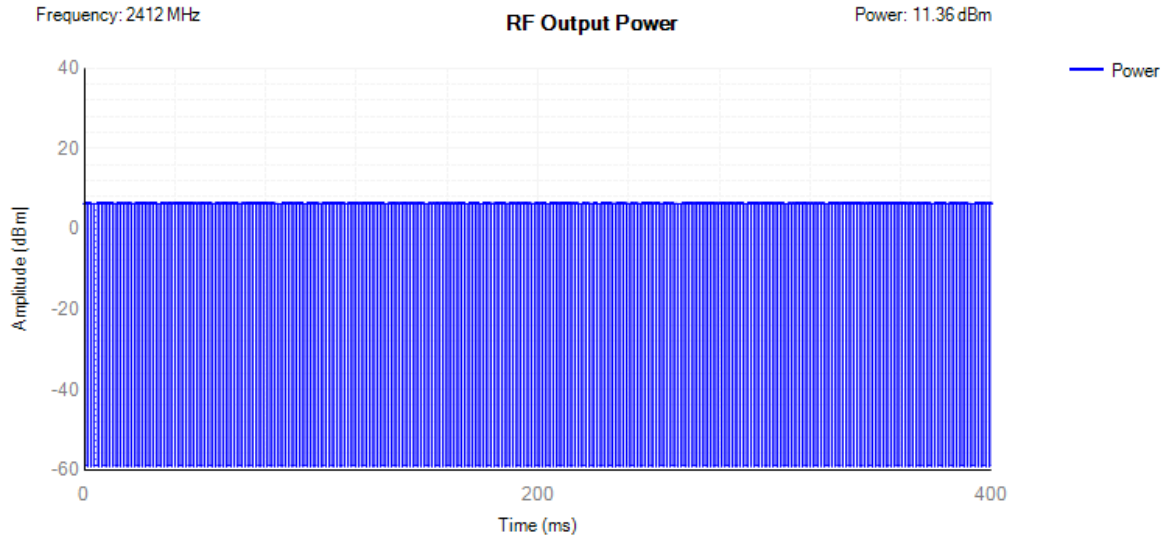
Power NVNT 802.11b 2442MHz



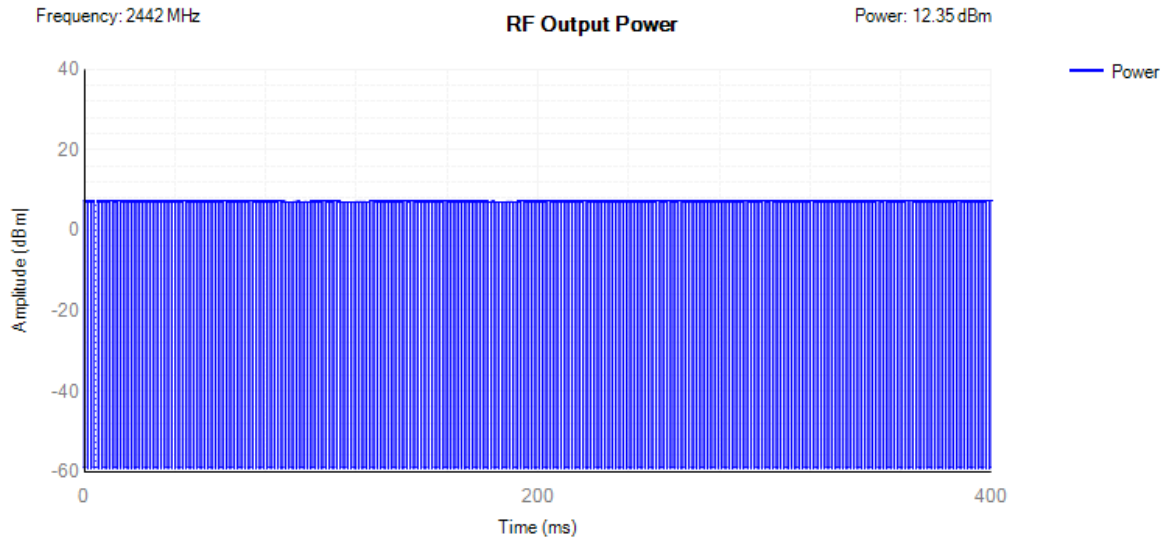
Power NVNT 802.11b 2472MHz



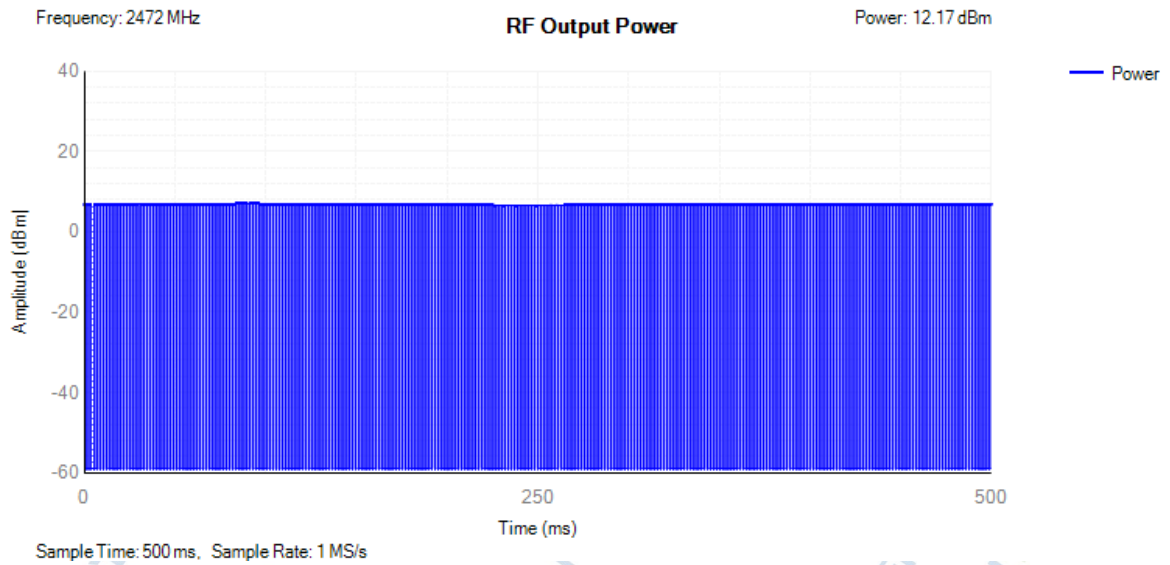
Power NVNT 802.11g 2412MHz



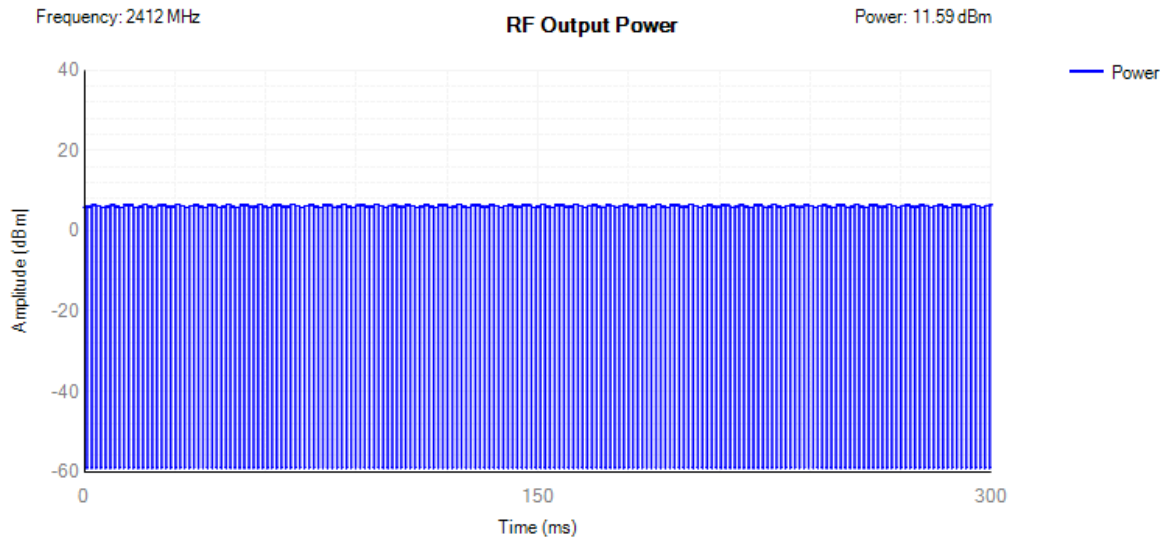
Power NVNT 802.11g 2442MHz



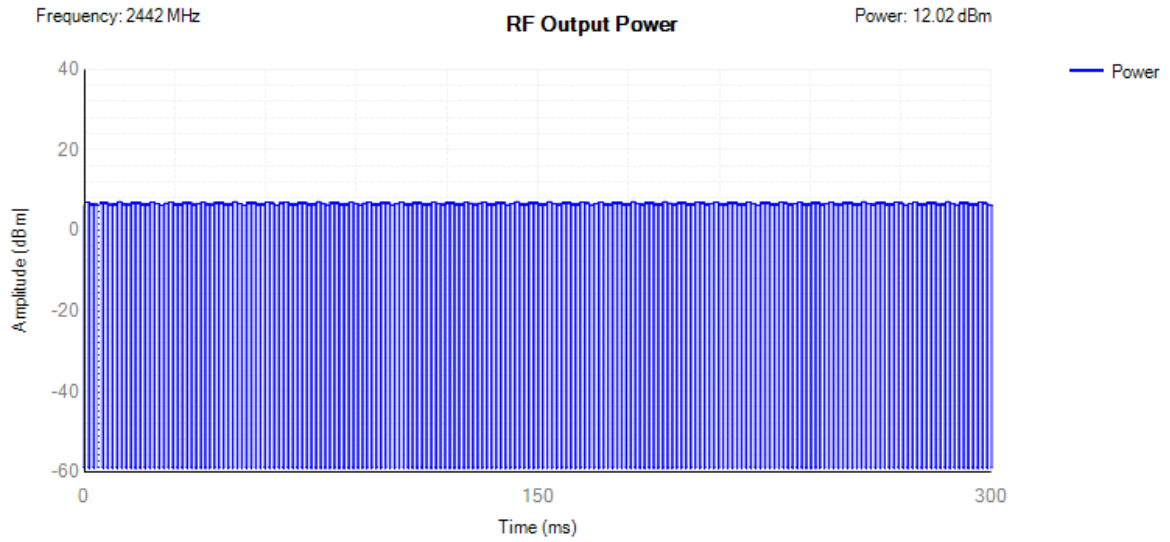
Power NVNT 802.11g 2472MHz



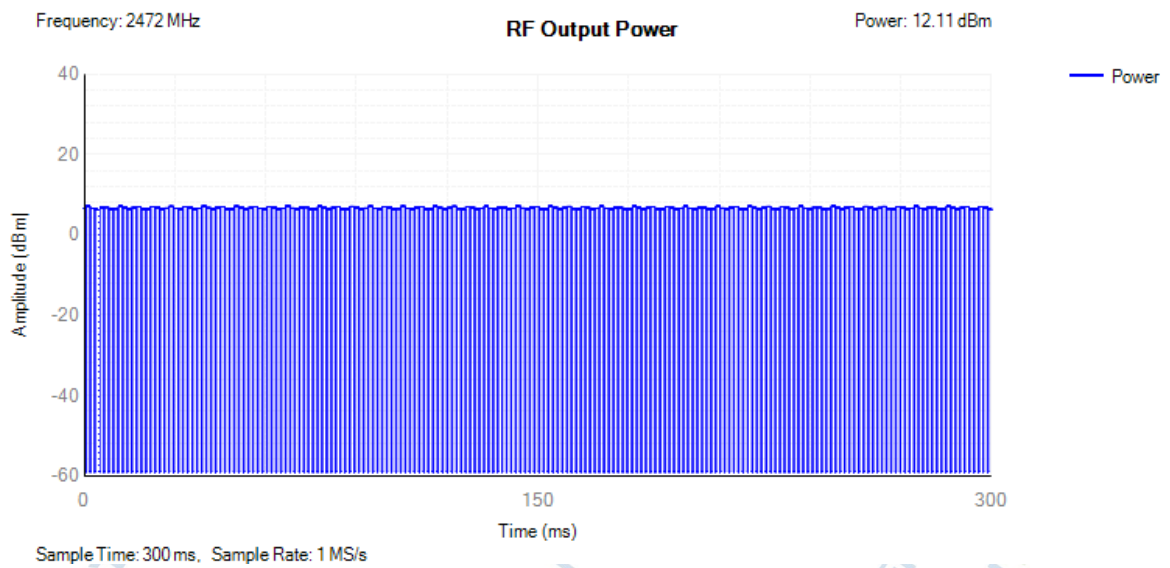
Power NVNT 802.11n(HT20) 2412MHz



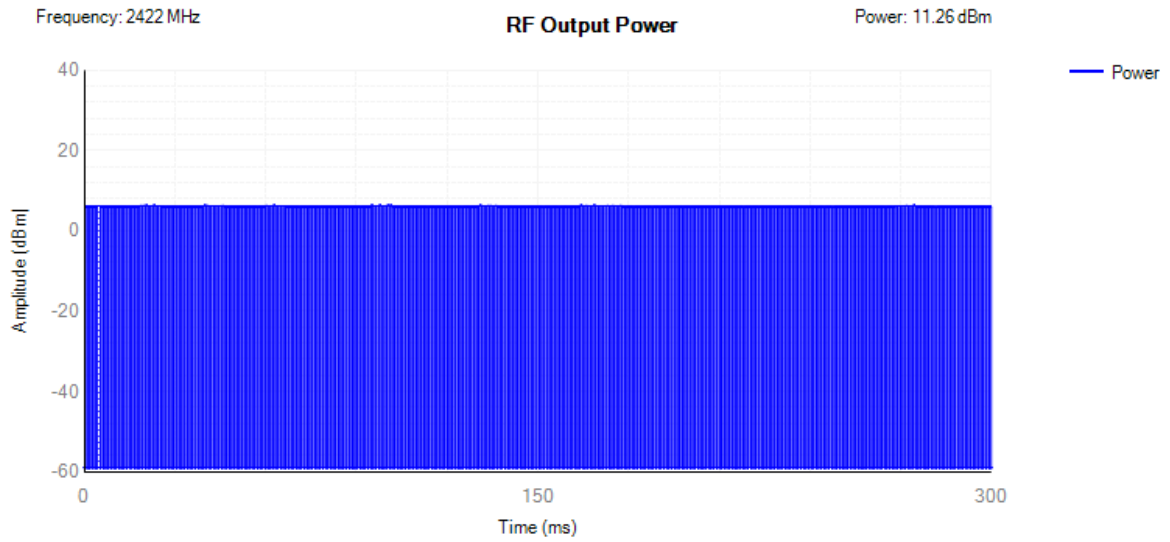
Power NVNT 802.11n(HT20) 2442MHz



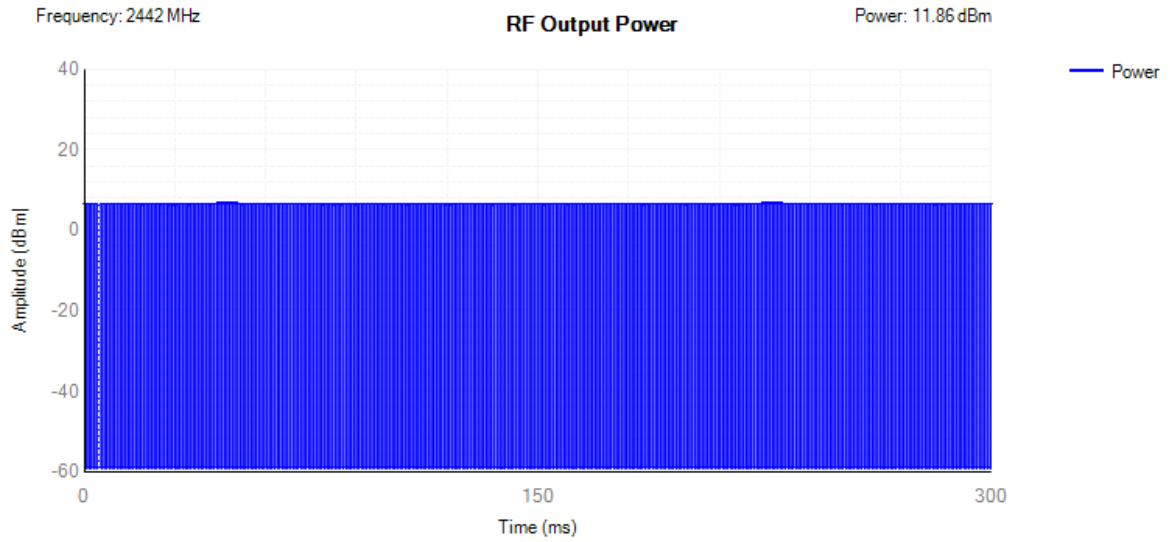
Power NVNT 802.11n(HT20) 2472MHz



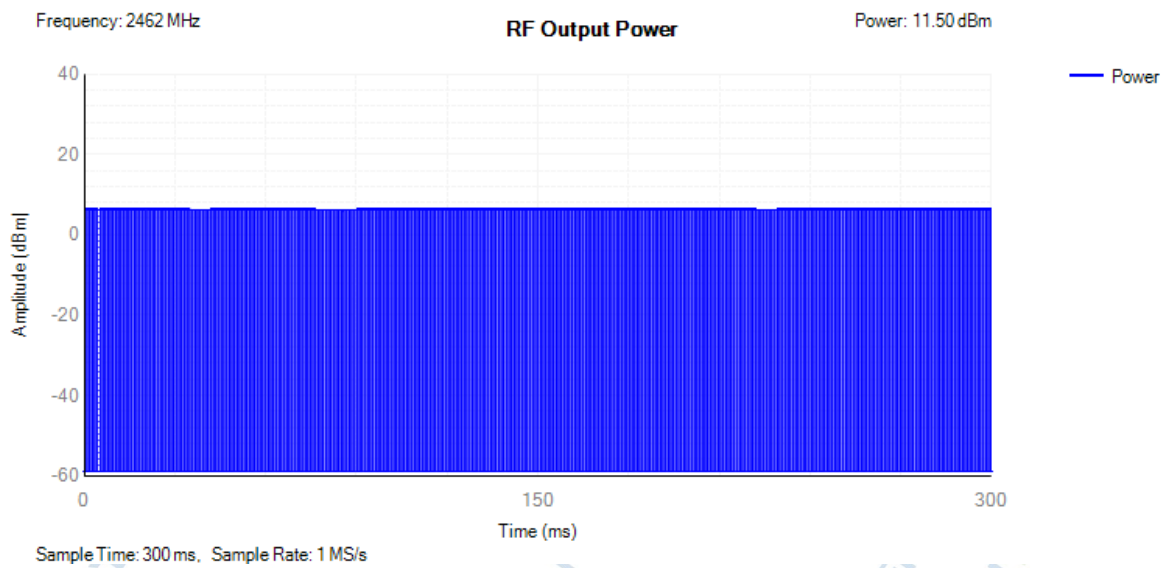
Power NVNT 802.11n(HT40) 2422MHz



Power NVNT 802.11n(HT40) 2442MHz



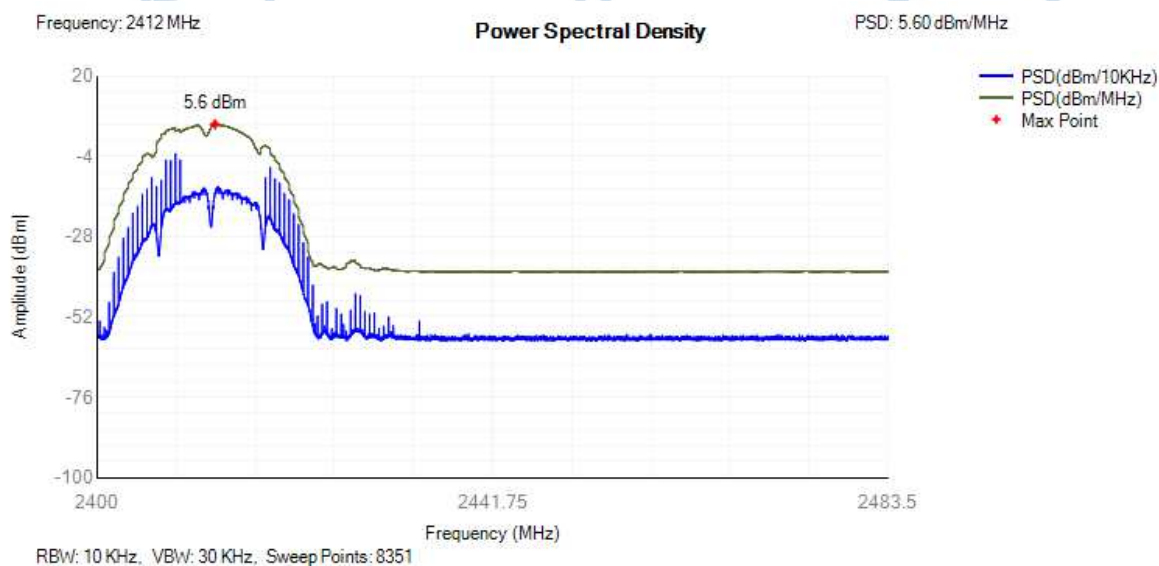
Power NVNT 802.11n(HT40) 2462MHz



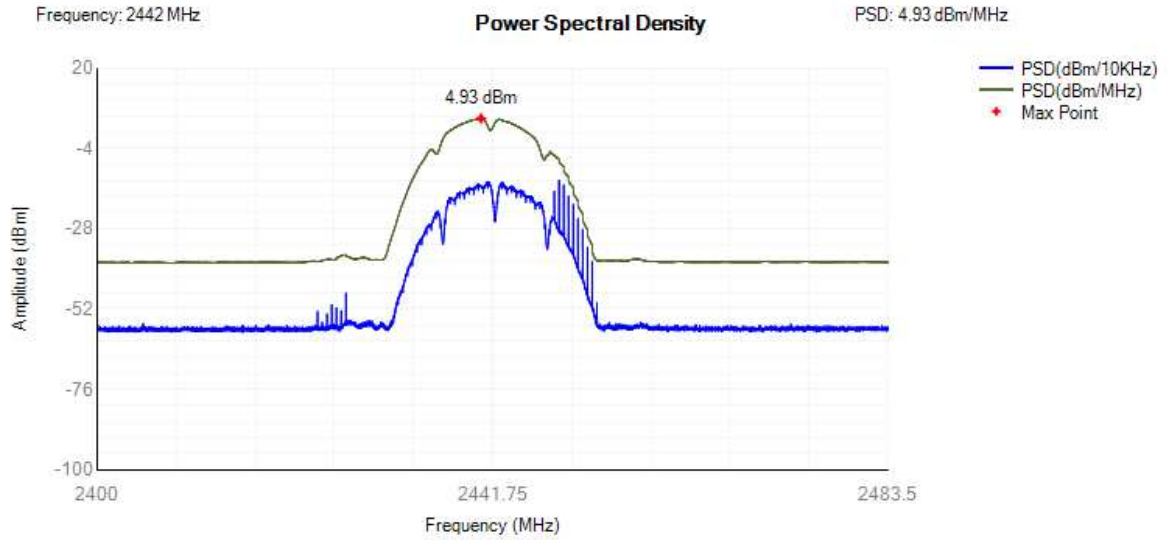
4.2 Power Spectral Density

Condition	Mode	Frequency (MHz)	Max PSD (dBm/MHz)	Limit (dBm/MHz)	Verdict
NVNT	802.11b	2412	5.6	10	Pass
NVNT	802.11b	2442	4.93	10	Pass
NVNT	802.11b	2472	5.25	10	Pass
NVNT	802.11g	2412	0.95	10	Pass
NVNT	802.11g	2442	2.08	10	Pass
NVNT	802.11g	2472	1.68	10	Pass
NVNT	802.11n(HT20)	2412	1.08	10	Pass
NVNT	802.11n(HT20)	2442	1.63	10	Pass
NVNT	802.11n(HT20)	2472	1.59	10	Pass
NVNT	802.11n(HT40)	2422	-1.61	10	Pass
NVNT	802.11n(HT40)	2442	-1.33	10	Pass
NVNT	802.11n(HT40)	2462	-2.23	10	Pass

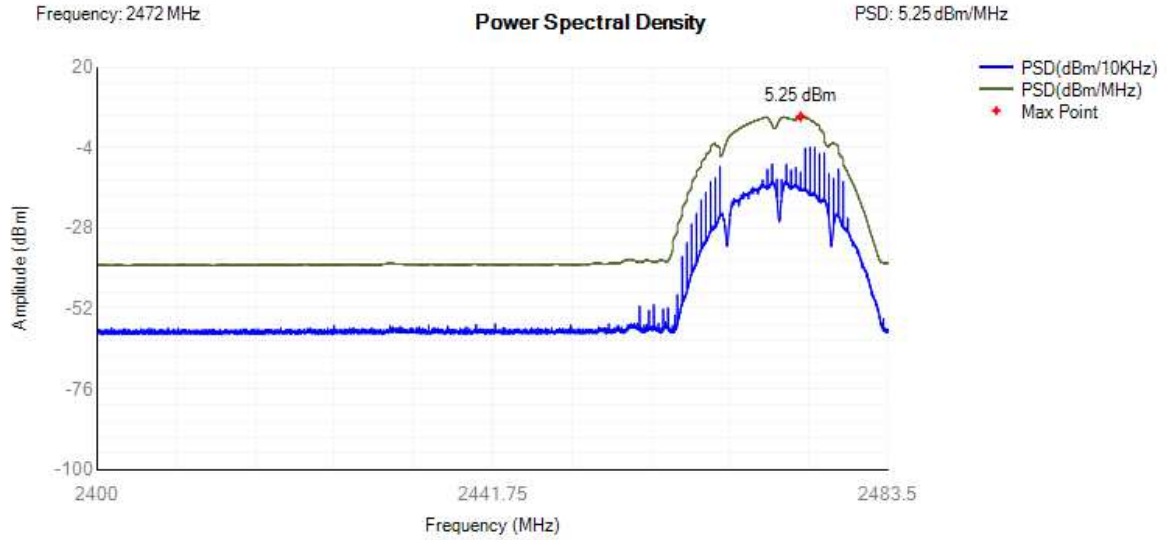
PSD NVNT 802.11b 2412MHz



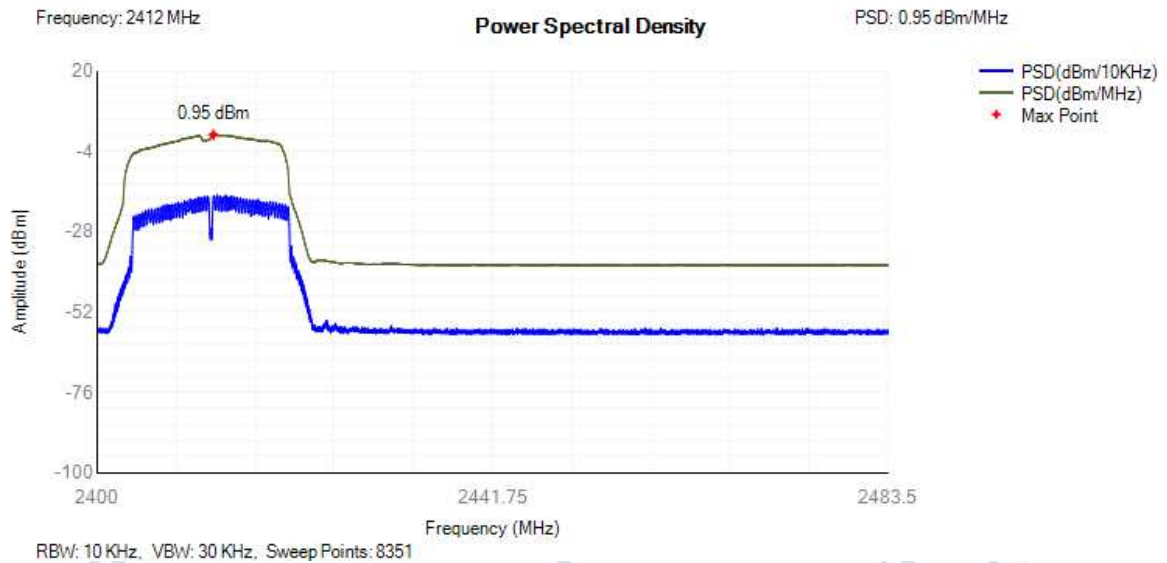
PSD NVNT 802.11b 2442MHz



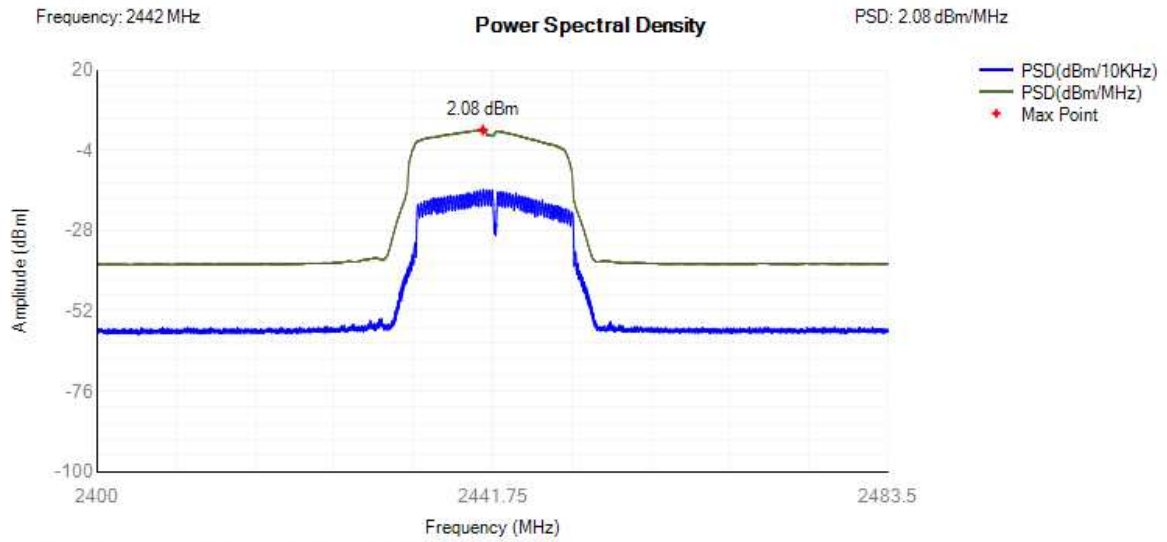
PSD NVNT 802.11b 2472MHz



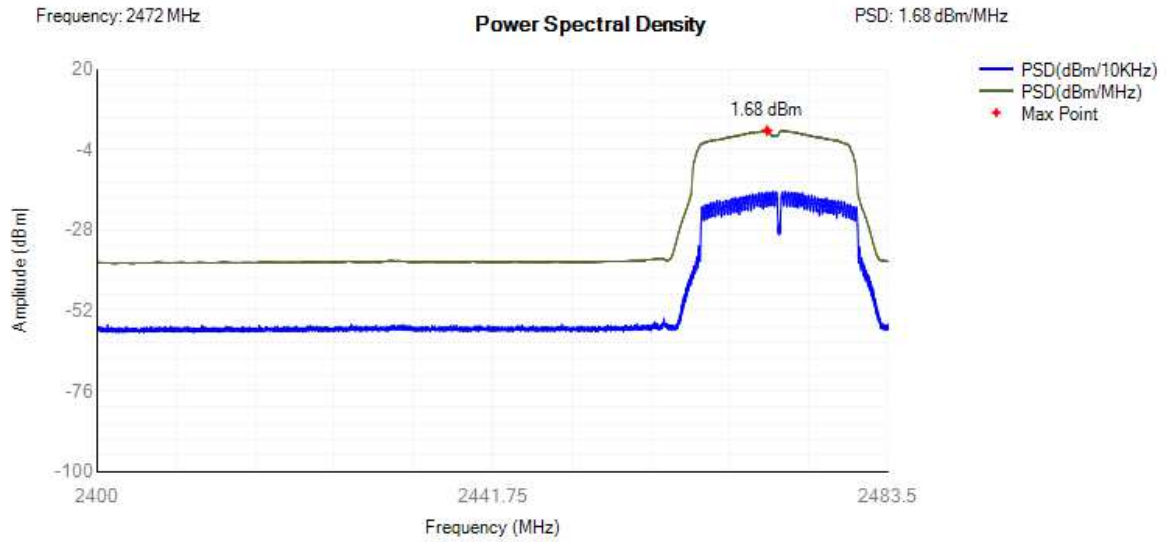
PSD NVNT 802.11g 2412MHz



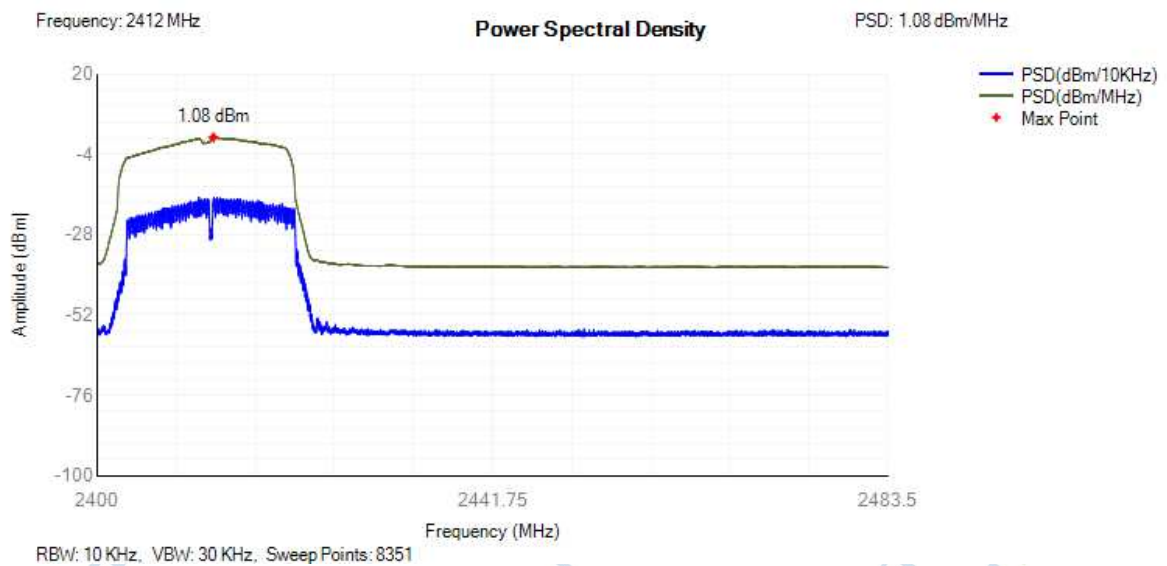
PSD NVNT 802.11g 2442MHz



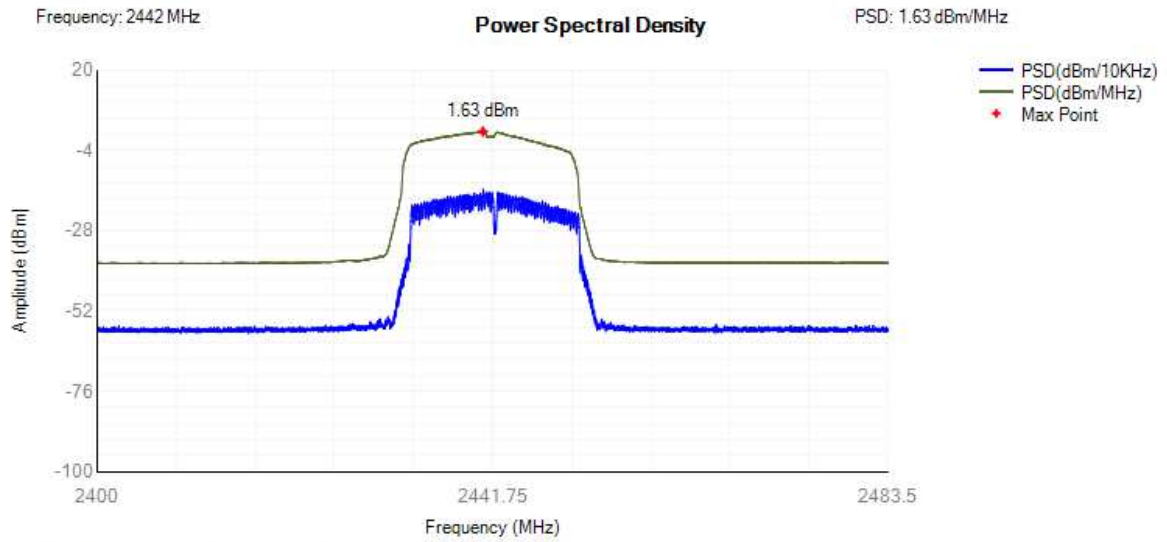
PSD NVNT 802.11g 2472MHz



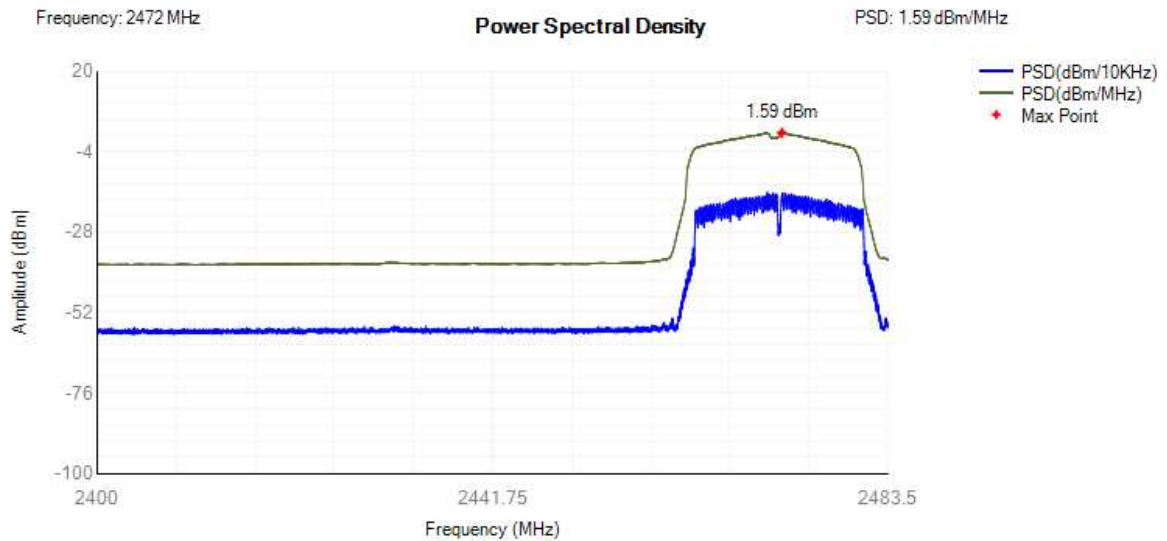
PSD NVNT 802.11n(HT20) 2412MHz



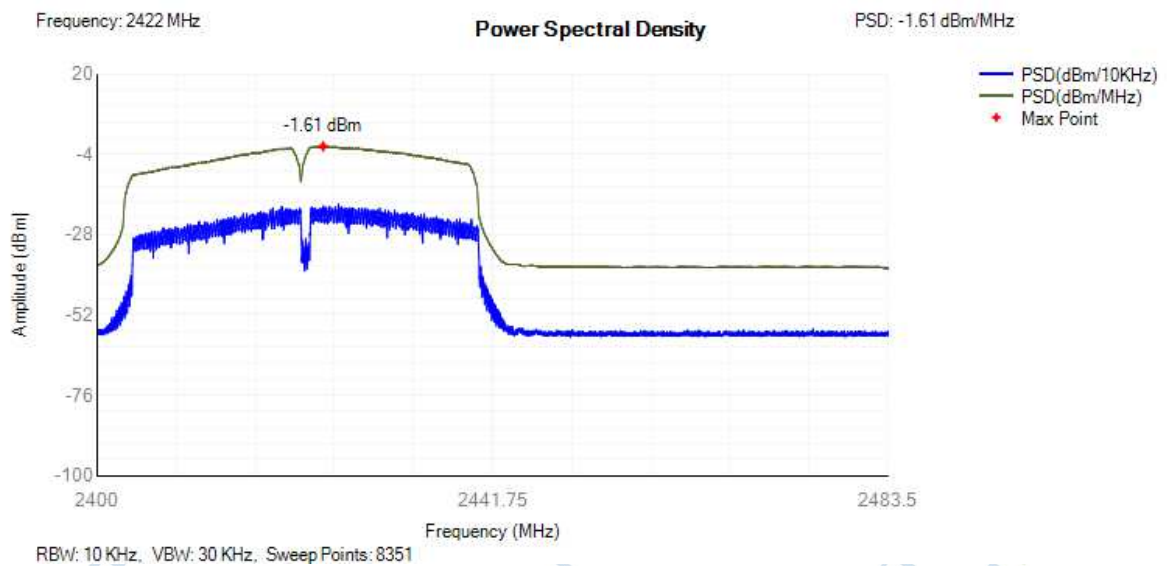
PSD NVNT 802.11n(HT20) 2442MHz



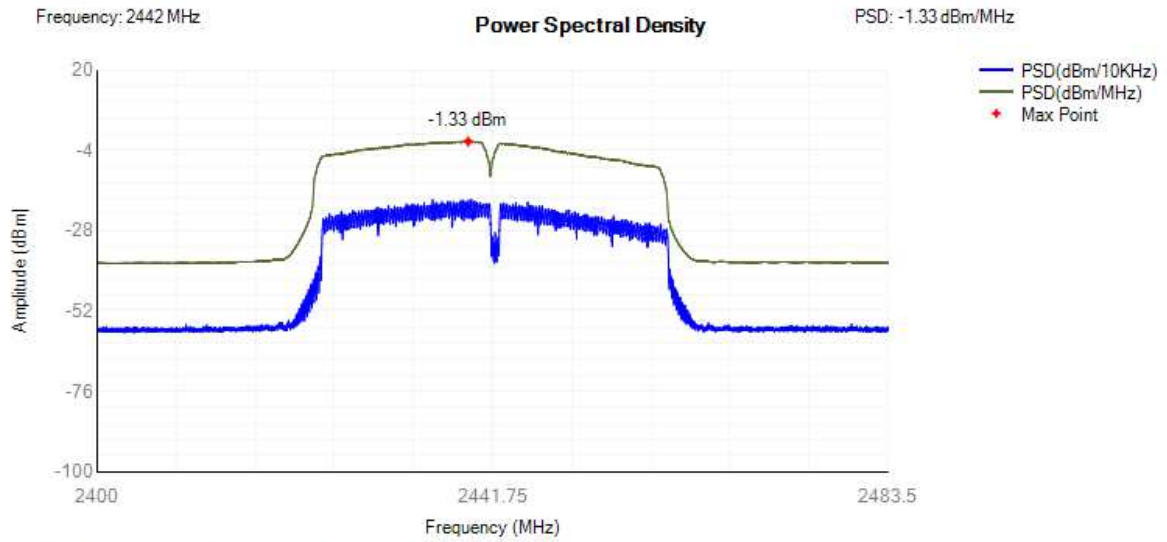
PSD NVNT 802.11n(HT20) 2472MHz



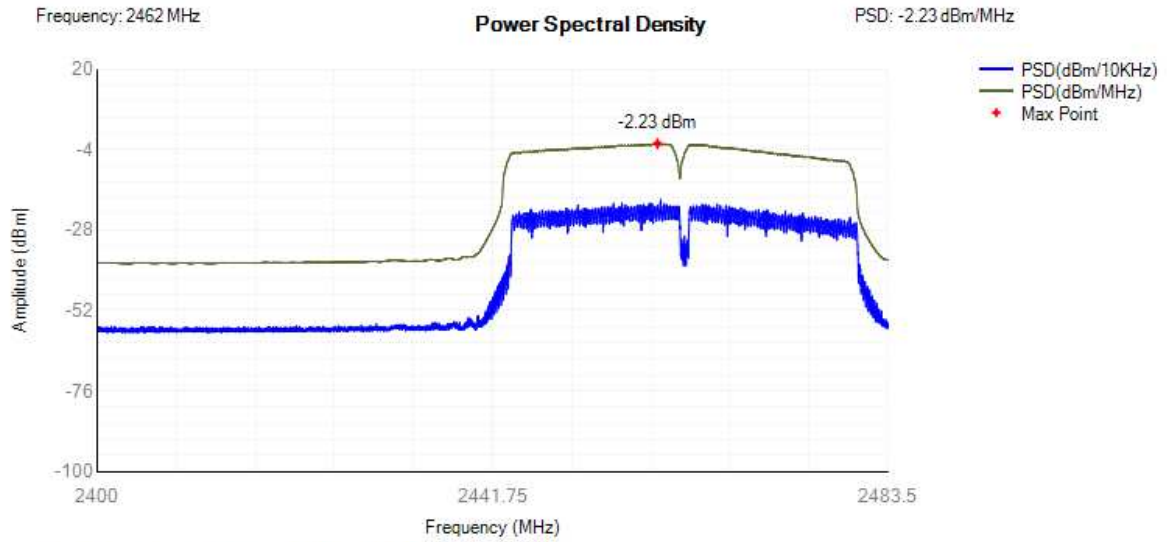
PSD NVNT 802.11n(HT40) 2422MHz



PSD NVNT 802.11n(HT40) 2442MHz



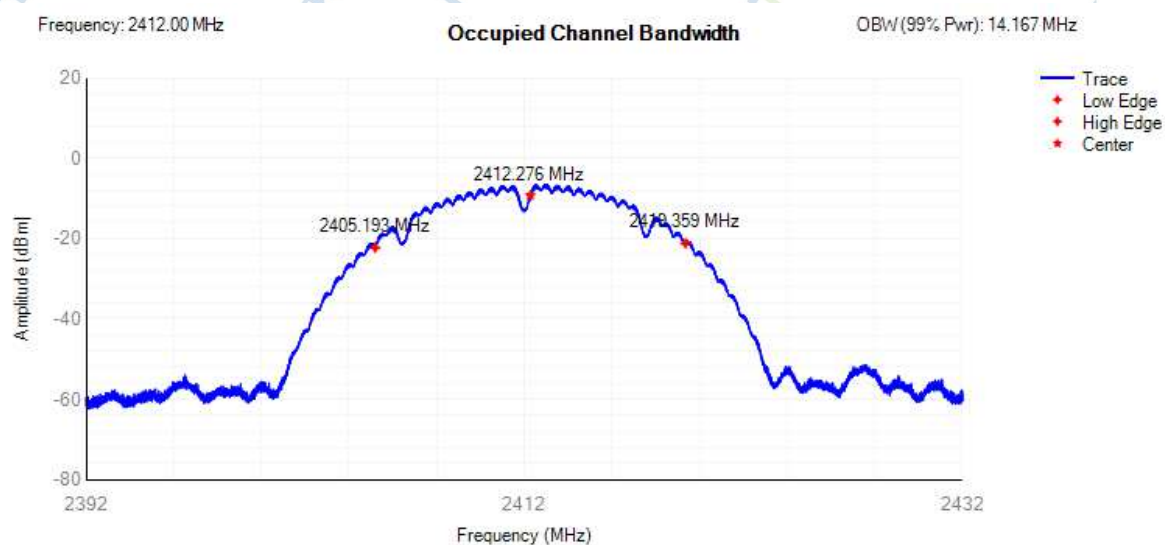
PSD NVNT 802.11n(HT40) 2462MHz



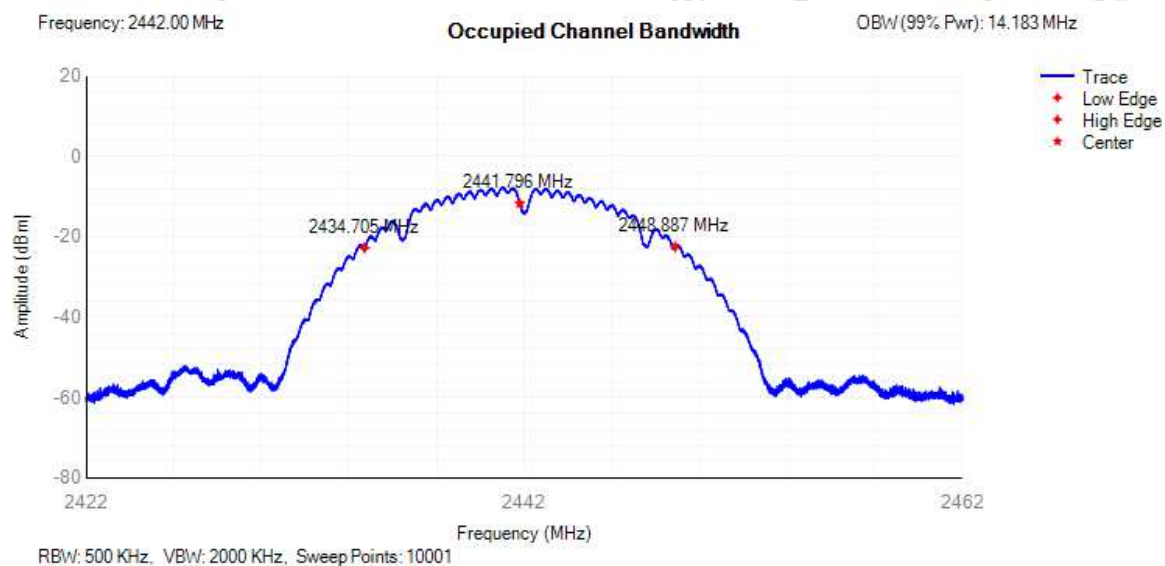
4.3 Occupied Channel Bandwidth

Condition	Mode	Frequency (MHz)	Center Frequency (MHz)	OBW (MHz)	Lower Edge (MHz)	Upper Edge (MHz)	Limit OBW (MHz)	Verdict
NVNT	802.11b	2412	2412.276	14.167	2405.193	2419.359	2400 - 2483.5MHz	Pass
NVNT	802.11b	2442	2441.796	14.183	2434.705	2448.887	2400 - 2483.5MHz	Pass
NVNT	802.11b	2472	2471.99	14.219	2464.881	2479.099	2400 - 2483.5MHz	Pass
NVNT	802.11g	2412	2412.096	16.502	2403.845	2420.347	2400 - 2483.5MHz	Pass
NVNT	802.11g	2442	2441.906	16.498	2433.657	2450.155	2400 - 2483.5MHz	Pass
NVNT	802.11g	2472	2471.988	16.534	2463.721	2480.255	2400 - 2483.5MHz	Pass
NVNT	802.11n(HT20)	2412	2412.102	17.634	2403.285	2420.919	2400 - 2483.5MHz	Pass
NVNT	802.11n(HT20)	2442	2441.91	17.618	2433.101	2450.719	2400 - 2483.5MHz	Pass
NVNT	802.11n(HT20)	2472	2471.988	17.67	2463.153	2480.823	2400 - 2483.5MHz	Pass
NVNT	802.11n(HT40)	2422	2422.224	35.692	2404.378	2440.07	2400 - 2483.5MHz	Pass
NVNT	802.11n(HT40)	2442	2441.792	35.868	2423.858	2459.726	2400 - 2483.5MHz	Pass
NVNT	802.11n(HT40)	2462	2461.852	36.26	2443.722	2479.982	2400 - 2483.5MHz	Pass

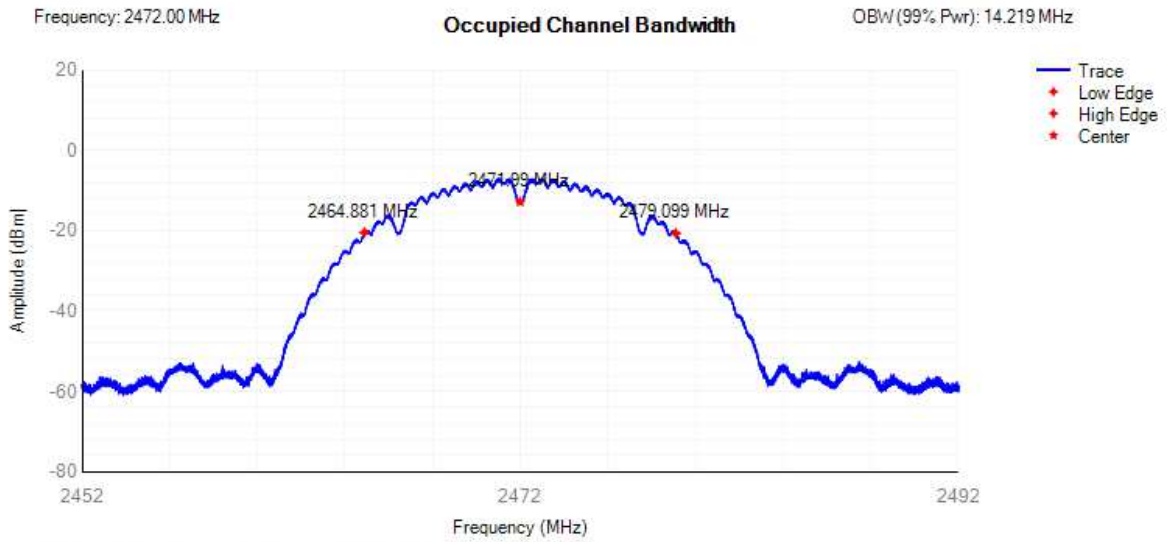
OBW NVNT 802.11b 2412MHz Ant 1



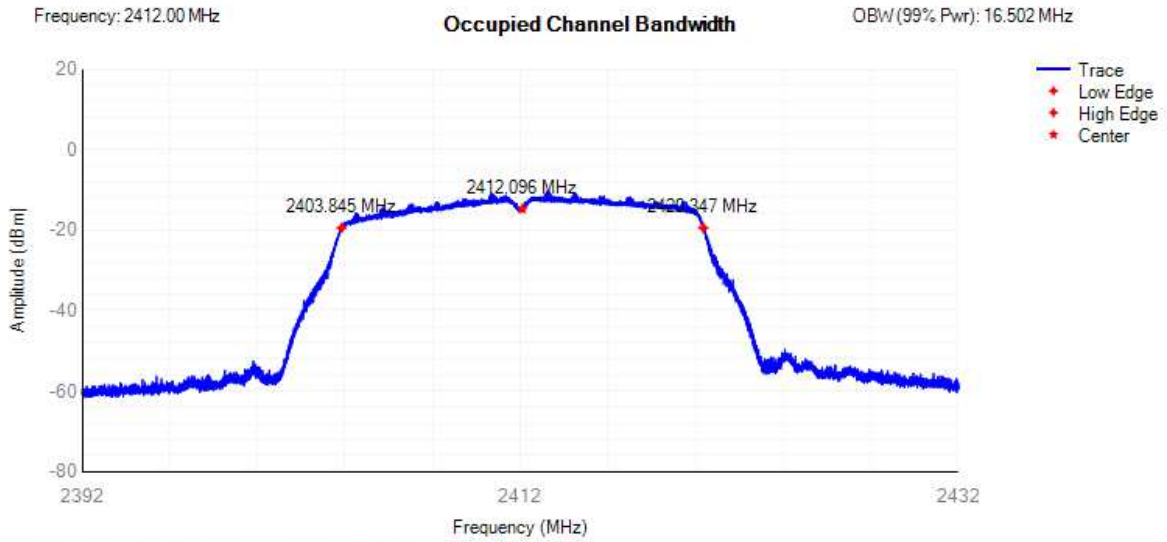
OBW NVNT 802.11b 2442MHz Ant 1



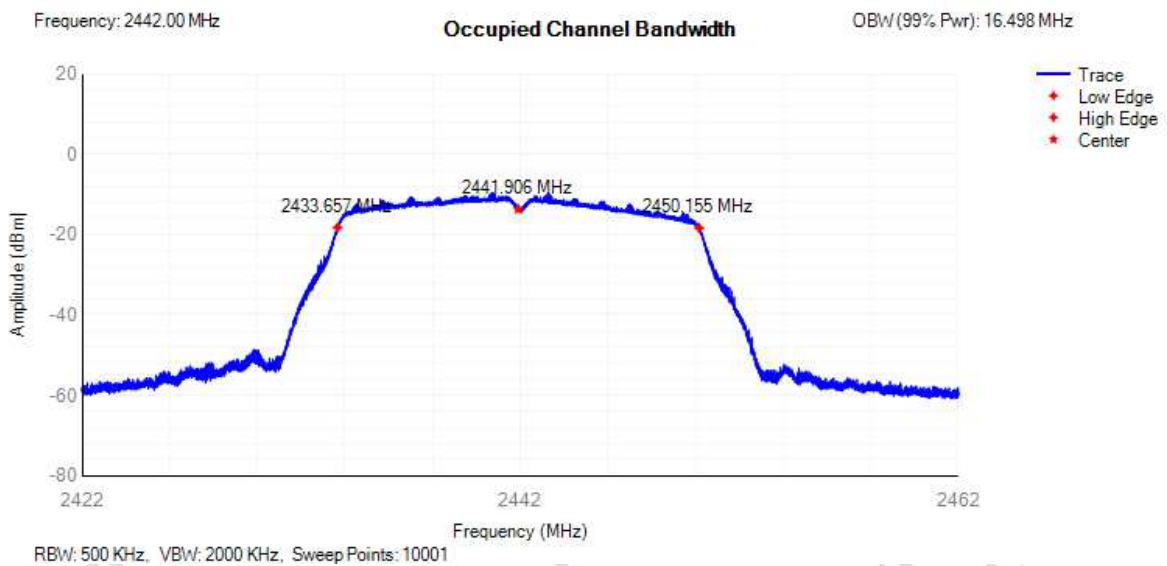
OBW NVNT 802.11b 2472MHz Ant 1



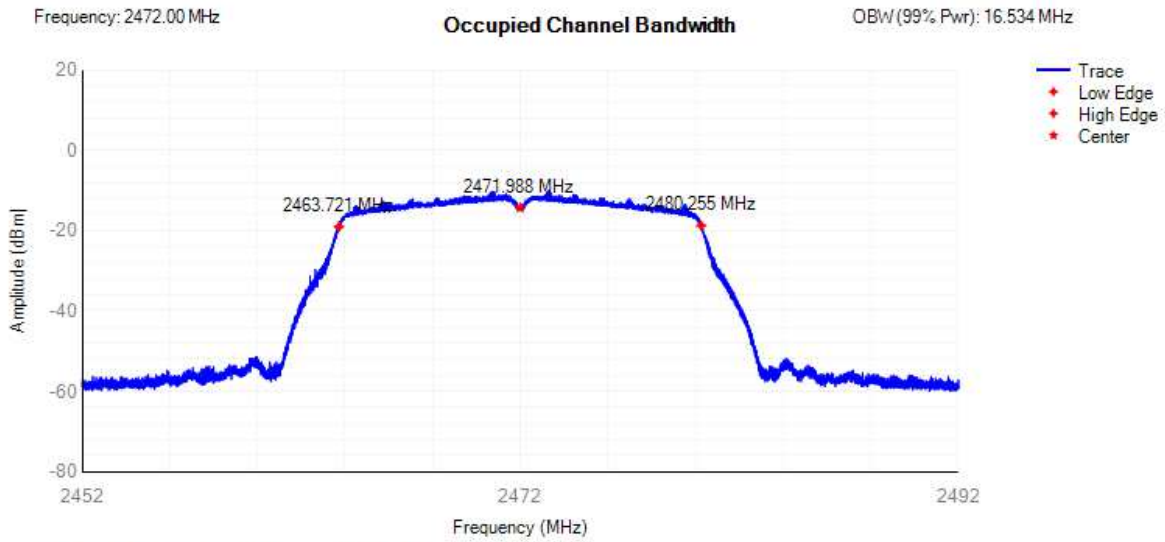
OBW NVNT 802.11g 2412MHz Ant 1



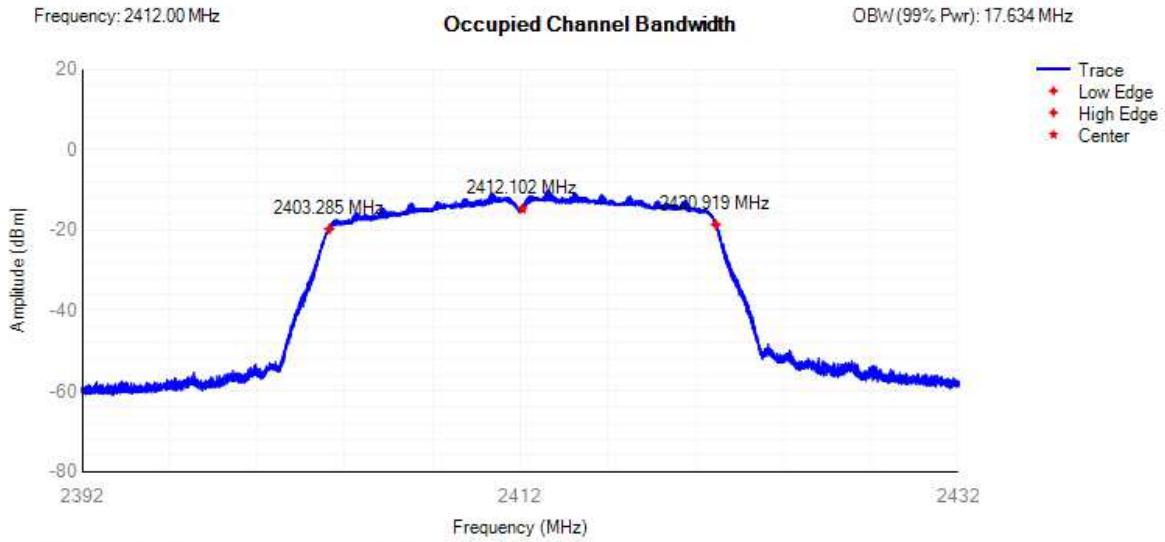
OBW NVNT 802.11g 2442MHz Ant 1



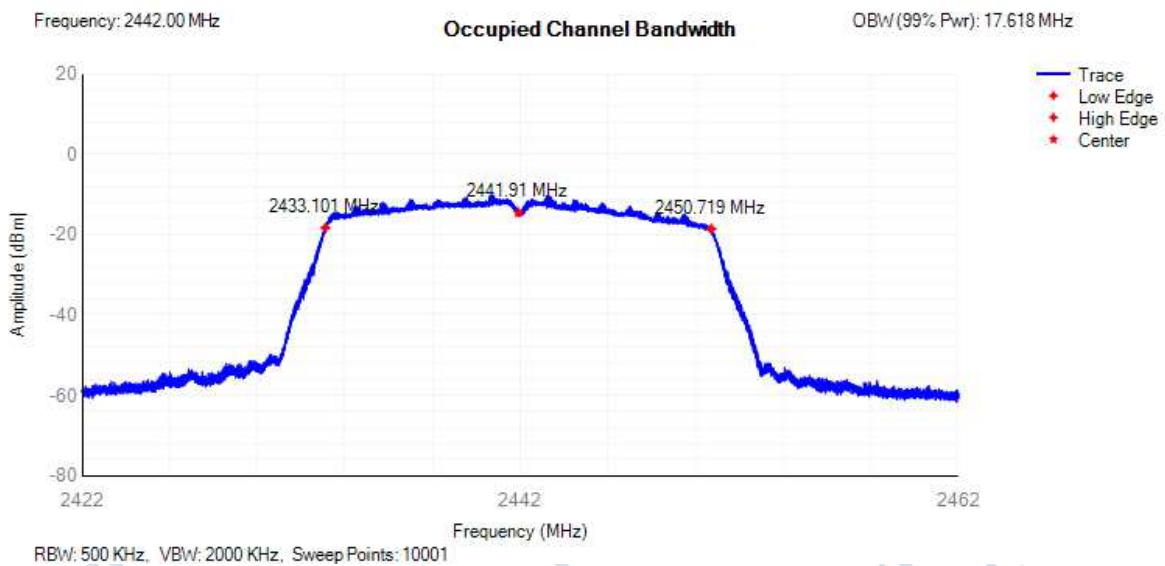
OBW NVNT 802.11g 2472MHz Ant 1



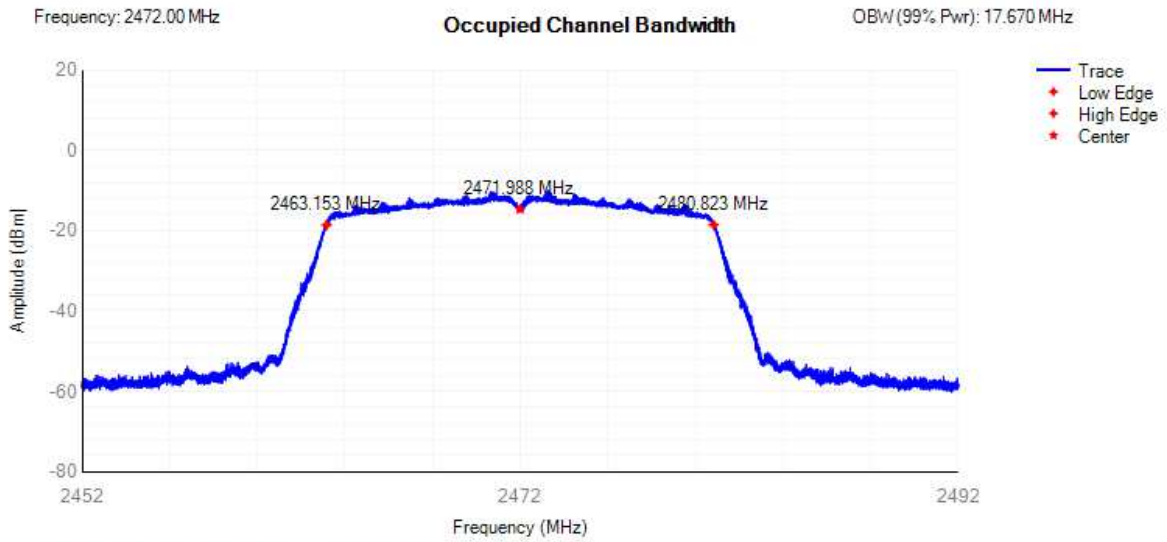
OBW NVNT 802.11n(HT20) 2412MHz Ant 1



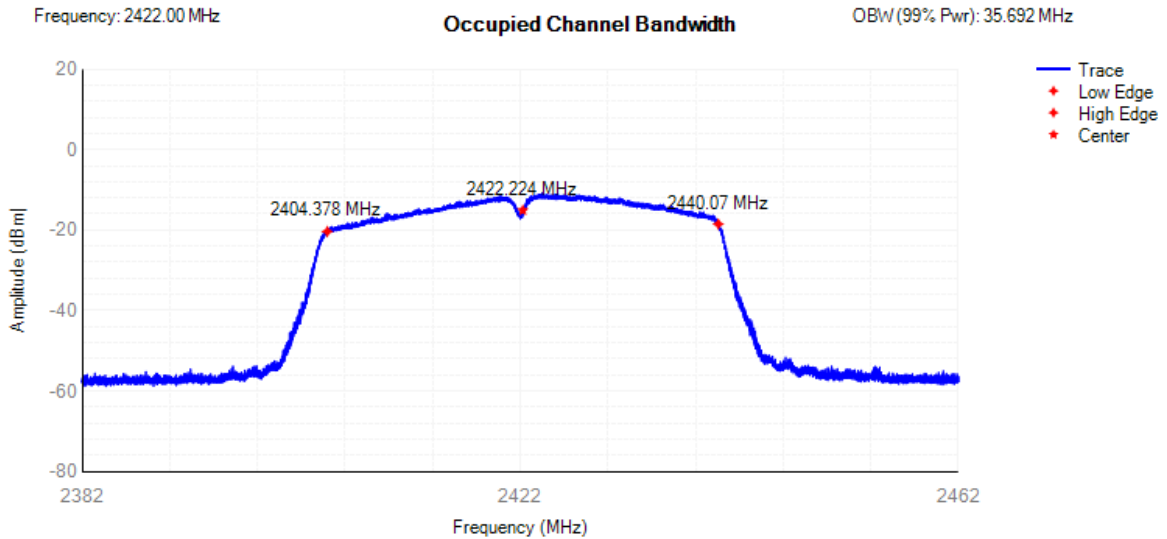
OBW NVNT 802.11n(HT20) 2442MHz Ant 1



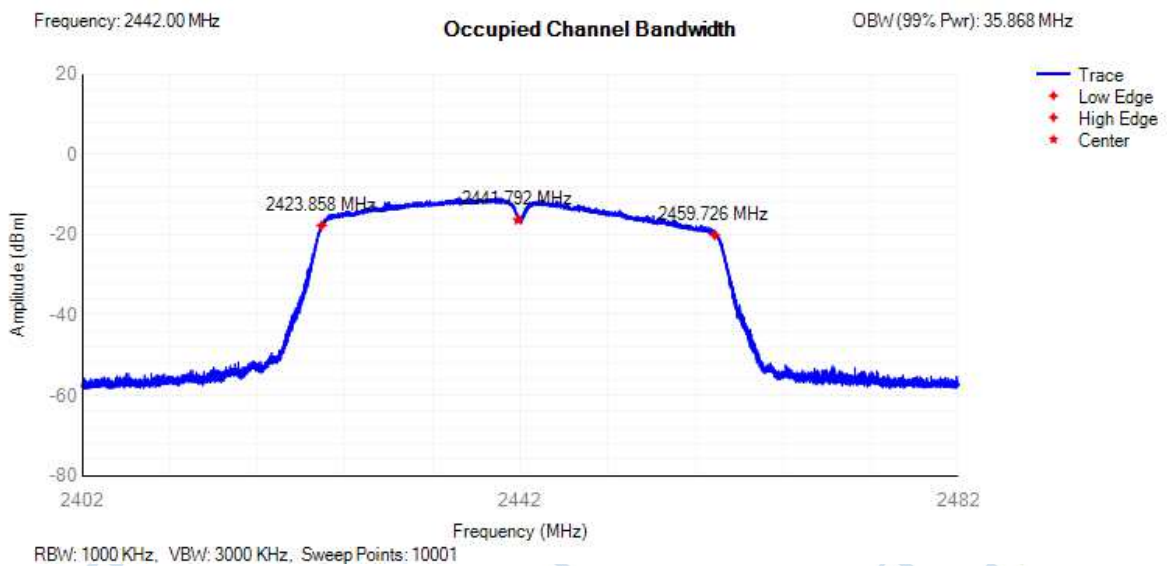
OBW NVNT 802.11n(HT20) 2472MHz Ant 1



OBW NVNT 802.11n(HT40) 2422MHz Ant 1



OBW NVNT 802.11n(HT40) 2442MHz Ant 1

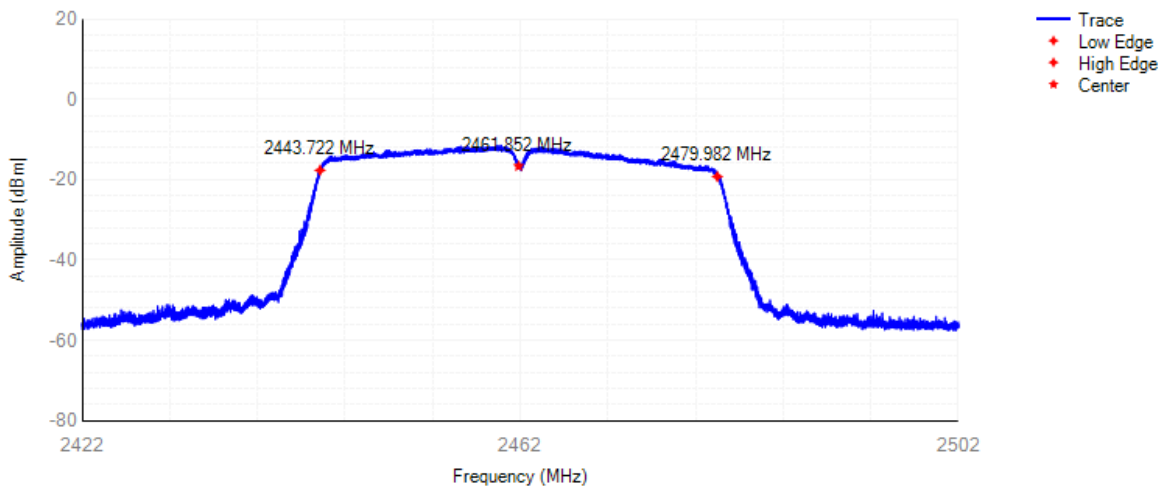


OBW NVNT 802.11n(HT40) 2462MHz Ant 1

Frequency: 2462.00 MHz

Occupied Channel Bandwidth

OBW (99% Pwr): 36.260 MHz



RBW: 1000 KHz, VBW: 3000 KHz, Sweep Points: 10001

4.4 Transmitter unwanted emissions in the out-of-band domain

Condition	Mode	Frequency (MHz)	OOB Frequency (MHz)	Level (dBm/MHz)	Limit (dBm/MHz)	Verdict
NVNT	802.11b	2412	2399.5	-52.98	-10	Pass
NVNT	802.11b	2412	2398.5	-52.65	-10	Pass
NVNT	802.11b	2412	2397.5	-53.43	-10	Pass
NVNT	802.11b	2412	2396.5	-49.91	-10	Pass
NVNT	802.11b	2412	2395.5	-53.52	-10	Pass
NVNT	802.11b	2412	2394.5	-55.76	-10	Pass
NVNT	802.11b	2412	2393.5	-56.4	-10	Pass
NVNT	802.11b	2412	2392.5	-58.19	-10	Pass
NVNT	802.11b	2412	2391.5	-60.69	-10	Pass
NVNT	802.11b	2412	2390.5	-60.02	-10	Pass
NVNT	802.11b	2412	2389.5	-59.85	-10	Pass
NVNT	802.11b	2412	2388.5	-60.59	-10	Pass
NVNT	802.11b	2412	2387.5	-61.41	-10	Pass
NVNT	802.11b	2412	2386.5	-61.38	-10	Pass
NVNT	802.11b	2412	2386.333	-61.45	-10	Pass
NVNT	802.11b	2412	2385.333	-61.35	-20	Pass
NVNT	802.11b	2412	2384.333	-61.24	-20	Pass
NVNT	802.11b	2412	2383.333	-61.14	-20	Pass
NVNT	802.11b	2412	2382.333	-60.79	-20	Pass
NVNT	802.11b	2412	2381.333	-61.36	-20	Pass
NVNT	802.11b	2412	2380.333	-61.11	-20	Pass
NVNT	802.11b	2412	2379.333	-61.11	-20	Pass
NVNT	802.11b	2412	2378.333	-61.44	-20	Pass
NVNT	802.11b	2412	2377.333	-61.82	-20	Pass
NVNT	802.11b	2412	2376.333	-61.57	-20	Pass
NVNT	802.11b	2412	2375.333	-61.18	-20	Pass
NVNT	802.11b	2412	2374.333	-61.86	-20	Pass
NVNT	802.11b	2412	2373.333	-61.45	-20	Pass
NVNT	802.11b	2412	2372.333	-61.81	-20	Pass
NVNT	802.11b	2412	2372.166	-61.9	-20	Pass
NVNT	802.11b	2472	2484	-48.76	-10	Pass
NVNT	802.11b	2472	2485	-50.27	-10	Pass
NVNT	802.11b	2472	2486	-51.15	-10	Pass
NVNT	802.11b	2472	2487	-48.09	-10	Pass
NVNT	802.11b	2472	2488	-48.91	-10	Pass
NVNT	802.11b	2472	2489	-52.99	-10	Pass
NVNT	802.11b	2472	2490	-55.41	-10	Pass
NVNT	802.11b	2472	2491	-53.43	-10	Pass
NVNT	802.11b	2472	2492	-55.85	-10	Pass
NVNT	802.11b	2472	2493	-59.62	-10	Pass
NVNT	802.11b	2472	2494	-58.85	-10	Pass
NVNT	802.11b	2472	2495	-59.5	-10	Pass
NVNT	802.11b	2472	2496	-59.67	-10	Pass
NVNT	802.11b	2472	2497	-59.48	-10	Pass
NVNT	802.11b	2472	2497.219	-59.54	-10	Pass
NVNT	802.11b	2472	2498.219	-59.65	-20	Pass
NVNT	802.11b	2472	2499.219	-59.61	-20	Pass
NVNT	802.11b	2472	2500.219	-59.1	-20	Pass
NVNT	802.11b	2472	2501.219	-58.78	-20	Pass
NVNT	802.11b	2472	2502.219	-58.27	-20	Pass
NVNT	802.11b	2472	2503.219	-57.75	-20	Pass
NVNT	802.11b	2472	2504.219	-58.63	-20	Pass
NVNT	802.11b	2472	2505.219	-58.7	-20	Pass
NVNT	802.11b	2472	2506.219	-58.52	-20	Pass
NVNT	802.11b	2472	2507.219	-59.03	-20	Pass
NVNT	802.11b	2472	2508.219	-59.37	-20	Pass

NVNT	802.11b	2472	2509.219	-59.34	-20	Pass
NVNT	802.11b	2472	2510.219	-58.15	-20	Pass
NVNT	802.11b	2472	2511.219	-58.86	-20	Pass
NVNT	802.11b	2472	2511.438	-58.86	-20	Pass
NVNT	802.11g	2412	2399.5	-50.42	-10	Pass
NVNT	802.11g	2412	2398.5	-53.1	-10	Pass
NVNT	802.11g	2412	2397.5	-54.41	-10	Pass
NVNT	802.11g	2412	2396.5	-54.58	-10	Pass
NVNT	802.11g	2412	2395.5	-56.41	-10	Pass
NVNT	802.11g	2412	2394.5	-56.49	-10	Pass
NVNT	802.11g	2412	2393.5	-57.58	-10	Pass
NVNT	802.11g	2412	2392.5	-58.49	-10	Pass
NVNT	802.11g	2412	2391.5	-58.66	-10	Pass
NVNT	802.11g	2412	2390.5	-58.81	-10	Pass
NVNT	802.11g	2412	2389.5	-59.42	-10	Pass
NVNT	802.11g	2412	2388.5	-59.42	-10	Pass
NVNT	802.11g	2412	2387.5	-59.7	-10	Pass
NVNT	802.11g	2412	2386.5	-59.65	-10	Pass
NVNT	802.11g	2412	2385.5	-59.83	-10	Pass
NVNT	802.11g	2412	2384.5	-60.03	-10	Pass
NVNT	802.11g	2412	2383.998	-60.1	-10	Pass
NVNT	802.11g	2412	2382.998	-60.17	-20	Pass
NVNT	802.11g	2412	2381.998	-59.88	-20	Pass
NVNT	802.11g	2412	2380.998	-60.34	-20	Pass
NVNT	802.11g	2412	2379.998	-60.45	-20	Pass
NVNT	802.11g	2412	2378.998	-60.37	-20	Pass
NVNT	802.11g	2412	2377.998	-60.33	-20	Pass
NVNT	802.11g	2412	2376.998	-60.6	-20	Pass
NVNT	802.11g	2412	2375.998	-60.37	-20	Pass
NVNT	802.11g	2412	2374.998	-60.48	-20	Pass
NVNT	802.11g	2412	2373.998	-60.59	-20	Pass
NVNT	802.11g	2412	2372.998	-60.32	-20	Pass
NVNT	802.11g	2412	2371.998	-60.59	-20	Pass
NVNT	802.11g	2412	2370.998	-60.16	-20	Pass
NVNT	802.11g	2412	2369.998	-60.61	-20	Pass
NVNT	802.11g	2412	2368.998	-60.68	-20	Pass
NVNT	802.11g	2412	2367.998	-60.64	-20	Pass
NVNT	802.11g	2412	2367.496	-60.31	-20	Pass
NVNT	802.11g	2472	2484	-49.04	-10	Pass
NVNT	802.11g	2472	2485	-49.33	-10	Pass
NVNT	802.11g	2472	2486	-51.63	-10	Pass
NVNT	802.11g	2472	2487	-51.34	-10	Pass
NVNT	802.11g	2472	2488	-52.17	-10	Pass
NVNT	802.11g	2472	2489	-53.19	-10	Pass
NVNT	802.11g	2472	2490	-53.96	-10	Pass
NVNT	802.11g	2472	2491	-53.69	-10	Pass
NVNT	802.11g	2472	2492	-54.14	-10	Pass
NVNT	802.11g	2472	2493	-55.05	-10	Pass
NVNT	802.11g	2472	2494	-54.47	-10	Pass
NVNT	802.11g	2472	2495	-54.76	-10	Pass
NVNT	802.11g	2472	2496	-54.92	-10	Pass
NVNT	802.11g	2472	2497	-55.02	-10	Pass
NVNT	802.11g	2472	2498	-54.99	-10	Pass
NVNT	802.11g	2472	2499	-54.51	-10	Pass
NVNT	802.11g	2472	2499.534	-54.9	-10	Pass
NVNT	802.11g	2472	2500.534	-54.49	-20	Pass
NVNT	802.11g	2472	2501.534	-54.75	-20	Pass
NVNT	802.11g	2472	2502.534	-54.23	-20	Pass
NVNT	802.11g	2472	2503.534	-54.82	-20	Pass
NVNT	802.11g	2472	2504.534	-54.54	-20	Pass
NVNT	802.11g	2472	2505.534	-54.57	-20	Pass

NVNT	802.11g	2472	2506.534	-54.03	-20	Pass
NVNT	802.11g	2472	2507.534	-54.47	-20	Pass
NVNT	802.11g	2472	2508.534	-54.84	-20	Pass
NVNT	802.11g	2472	2509.534	-54.89	-20	Pass
NVNT	802.11g	2472	2510.534	-54.4	-20	Pass
NVNT	802.11g	2472	2511.534	-54.85	-20	Pass
NVNT	802.11g	2472	2512.534	-54.65	-20	Pass
NVNT	802.11g	2472	2513.534	-54.33	-20	Pass
NVNT	802.11g	2472	2514.534	-54.85	-20	Pass
NVNT	802.11g	2472	2515.534	-54.24	-20	Pass
NVNT	802.11g	2472	2516.068	-54.81	-20	Pass
NVNT	802.11n(HT20)	2412	2399.5	-50.74	-10	Pass
NVNT	802.11n(HT20)	2412	2398.5	-53.27	-10	Pass
NVNT	802.11n(HT20)	2412	2397.5	-54.45	-10	Pass
NVNT	802.11n(HT20)	2412	2396.5	-55.07	-10	Pass
NVNT	802.11n(HT20)	2412	2395.5	-55.71	-10	Pass
NVNT	802.11n(HT20)	2412	2394.5	-57.07	-10	Pass
NVNT	802.11n(HT20)	2412	2393.5	-57.5	-10	Pass
NVNT	802.11n(HT20)	2412	2392.5	-58.03	-10	Pass
NVNT	802.11n(HT20)	2412	2391.5	-58.3	-10	Pass
NVNT	802.11n(HT20)	2412	2390.5	-58.88	-10	Pass
NVNT	802.11n(HT20)	2412	2389.5	-59.26	-10	Pass
NVNT	802.11n(HT20)	2412	2388.5	-59.13	-10	Pass
NVNT	802.11n(HT20)	2412	2387.5	-59.78	-10	Pass
NVNT	802.11n(HT20)	2412	2386.5	-59.72	-10	Pass
NVNT	802.11n(HT20)	2412	2385.5	-59.66	-10	Pass
NVNT	802.11n(HT20)	2412	2384.5	-59.75	-10	Pass
NVNT	802.11n(HT20)	2412	2383.5	-60.27	-10	Pass
NVNT	802.11n(HT20)	2412	2382.866	-59.89	-10	Pass
NVNT	802.11n(HT20)	2412	2381.866	-60.2	-20	Pass
NVNT	802.11n(HT20)	2412	2380.866	-59.9	-20	Pass
NVNT	802.11n(HT20)	2412	2379.866	-59.86	-20	Pass
NVNT	802.11n(HT20)	2412	2378.866	-60.34	-20	Pass
NVNT	802.11n(HT20)	2412	2377.866	-60.34	-20	Pass
NVNT	802.11n(HT20)	2412	2376.866	-60.43	-20	Pass
NVNT	802.11n(HT20)	2412	2375.866	-59.99	-20	Pass
NVNT	802.11n(HT20)	2412	2374.866	-60.63	-20	Pass
NVNT	802.11n(HT20)	2412	2373.866	-60.45	-20	Pass
NVNT	802.11n(HT20)	2412	2372.866	-60.42	-20	Pass
NVNT	802.11n(HT20)	2412	2371.866	-60.37	-20	Pass
NVNT	802.11n(HT20)	2412	2370.866	-60.63	-20	Pass
NVNT	802.11n(HT20)	2412	2369.866	-60.3	-20	Pass
NVNT	802.11n(HT20)	2412	2368.866	-60.42	-20	Pass
NVNT	802.11n(HT20)	2412	2367.866	-60.67	-20	Pass
NVNT	802.11n(HT20)	2412	2366.866	-60.32	-20	Pass
NVNT	802.11n(HT20)	2412	2365.866	-60.4	-20	Pass
NVNT	802.11n(HT20)	2412	2365.232	-60.22	-20	Pass
NVNT	802.11n(HT20)	2472	2484	-47.13	-10	Pass
NVNT	802.11n(HT20)	2472	2485	-49.62	-10	Pass
NVNT	802.11n(HT20)	2472	2486	-51.91	-10	Pass
NVNT	802.11n(HT20)	2472	2487	-51.15	-10	Pass
NVNT	802.11n(HT20)	2472	2488	-52.98	-10	Pass
NVNT	802.11n(HT20)	2472	2489	-53.18	-10	Pass
NVNT	802.11n(HT20)	2472	2490	-53.85	-10	Pass
NVNT	802.11n(HT20)	2472	2491	-53.52	-10	Pass
NVNT	802.11n(HT20)	2472	2492	-53.88	-10	Pass
NVNT	802.11n(HT20)	2472	2493	-54.9	-10	Pass
NVNT	802.11n(HT20)	2472	2494	-55.16	-10	Pass
NVNT	802.11n(HT20)	2472	2495	-55.05	-10	Pass
NVNT	802.11n(HT20)	2472	2496	-55.11	-10	Pass
NVNT	802.11n(HT20)	2472	2497	-55.29	-10	Pass

NVNT	802.11n(HT20)	2472	2498	-54.46	-10	Pass
NVNT	802.11n(HT20)	2472	2499	-54.66	-10	Pass
NVNT	802.11n(HT20)	2472	2500	-54.99	-10	Pass
NVNT	802.11n(HT20)	2472	2500.67	-54.93	-10	Pass
NVNT	802.11n(HT20)	2472	2501.67	-54.34	-20	Pass
NVNT	802.11n(HT20)	2472	2502.67	-55.15	-20	Pass
NVNT	802.11n(HT20)	2472	2503.67	-54.67	-20	Pass
NVNT	802.11n(HT20)	2472	2504.67	-54.8	-20	Pass
NVNT	802.11n(HT20)	2472	2505.67	-54.8	-20	Pass
NVNT	802.11n(HT20)	2472	2506.67	-54.44	-20	Pass
NVNT	802.11n(HT20)	2472	2507.67	-54.66	-20	Pass
NVNT	802.11n(HT20)	2472	2508.67	-54.4	-20	Pass
NVNT	802.11n(HT20)	2472	2509.67	-54.99	-20	Pass
NVNT	802.11n(HT20)	2472	2510.67	-54.39	-20	Pass
NVNT	802.11n(HT20)	2472	2511.67	-54.42	-20	Pass
NVNT	802.11n(HT20)	2472	2512.67	-54.48	-20	Pass
NVNT	802.11n(HT20)	2472	2513.67	-54.29	-20	Pass
NVNT	802.11n(HT20)	2472	2514.67	-54.92	-20	Pass
NVNT	802.11n(HT20)	2472	2515.67	-54.99	-20	Pass
NVNT	802.11n(HT20)	2472	2516.67	-55.07	-20	Pass
NVNT	802.11n(HT20)	2472	2517.67	-55.05	-20	Pass
NVNT	802.11n(HT20)	2472	2518.34	-55	-20	Pass
NVNT	802.11n(HT40)	2422	2399.5	-51.64	-10	Pass
NVNT	802.11n(HT40)	2422	2398.5	-55.12	-10	Pass
NVNT	802.11n(HT40)	2422	2397.5	-54.2	-10	Pass
NVNT	802.11n(HT40)	2422	2396.5	-57.58	-10	Pass
NVNT	802.11n(HT40)	2422	2395.5	-56.35	-10	Pass
NVNT	802.11n(HT40)	2422	2394.5	-58.82	-10	Pass
NVNT	802.11n(HT40)	2422	2393.5	-59.14	-10	Pass
NVNT	802.11n(HT40)	2422	2392.5	-58.18	-10	Pass
NVNT	802.11n(HT40)	2422	2391.5	-58.74	-10	Pass
NVNT	802.11n(HT40)	2422	2390.5	-59.8	-10	Pass
NVNT	802.11n(HT40)	2422	2389.5	-59.09	-10	Pass
NVNT	802.11n(HT40)	2422	2388.5	-60.14	-10	Pass
NVNT	802.11n(HT40)	2422	2387.5	-60.65	-10	Pass
NVNT	802.11n(HT40)	2422	2386.5	-59.82	-10	Pass
NVNT	802.11n(HT40)	2422	2385.5	-60.66	-10	Pass
NVNT	802.11n(HT40)	2422	2384.5	-61.08	-10	Pass
NVNT	802.11n(HT40)	2422	2383.5	-60.6	-10	Pass
NVNT	802.11n(HT40)	2422	2382.5	-61.66	-10	Pass
NVNT	802.11n(HT40)	2422	2381.5	-61.43	-10	Pass
NVNT	802.11n(HT40)	2422	2380.5	-61.63	-10	Pass
NVNT	802.11n(HT40)	2422	2379.5	-61.65	-10	Pass
NVNT	802.11n(HT40)	2422	2378.5	-61.09	-10	Pass
NVNT	802.11n(HT40)	2422	2377.5	-61.67	-10	Pass
NVNT	802.11n(HT40)	2422	2376.5	-61.58	-10	Pass
NVNT	802.11n(HT40)	2422	2375.5	-61.14	-10	Pass
NVNT	802.11n(HT40)	2422	2374.5	-61.5	-10	Pass
NVNT	802.11n(HT40)	2422	2373.5	-62	-10	Pass
NVNT	802.11n(HT40)	2422	2372.5	-61.31	-10	Pass
NVNT	802.11n(HT40)	2422	2371.5	-61.82	-10	Pass
NVNT	802.11n(HT40)	2422	2370.5	-61.41	-10	Pass
NVNT	802.11n(HT40)	2422	2369.5	-61.77	-10	Pass
NVNT	802.11n(HT40)	2422	2368.5	-61.55	-10	Pass
NVNT	802.11n(HT40)	2422	2367.5	-61.59	-10	Pass
NVNT	802.11n(HT40)	2422	2366.5	-61.75	-10	Pass
NVNT	802.11n(HT40)	2422	2365.5	-61.71	-10	Pass
NVNT	802.11n(HT40)	2422	2364.808	-61.65	-10	Pass
NVNT	802.11n(HT40)	2422	2363.808	-61.72	-20	Pass
NVNT	802.11n(HT40)	2422	2362.808	-61.97	-20	Pass
NVNT	802.11n(HT40)	2422	2361.808	-61.83	-20	Pass

NVNT	802.11n(HT40)	2422	2360.808	-61.59	-20	Pass
NVNT	802.11n(HT40)	2422	2359.808	-61.48	-20	Pass
NVNT	802.11n(HT40)	2422	2358.808	-61.99	-20	Pass
NVNT	802.11n(HT40)	2422	2357.808	-61.35	-20	Pass
NVNT	802.11n(HT40)	2422	2356.808	-61.12	-20	Pass
NVNT	802.11n(HT40)	2422	2355.808	-61.64	-20	Pass
NVNT	802.11n(HT40)	2422	2354.808	-61.41	-20	Pass
NVNT	802.11n(HT40)	2422	2353.808	-61.73	-20	Pass
NVNT	802.11n(HT40)	2422	2352.808	-61.21	-20	Pass
NVNT	802.11n(HT40)	2422	2351.808	-61.5	-20	Pass
NVNT	802.11n(HT40)	2422	2350.808	-61	-20	Pass
NVNT	802.11n(HT40)	2422	2349.808	-60.74	-20	Pass
NVNT	802.11n(HT40)	2422	2348.808	-60.88	-20	Pass
NVNT	802.11n(HT40)	2422	2347.808	-61.15	-20	Pass
NVNT	802.11n(HT40)	2422	2346.808	-61.32	-20	Pass
NVNT	802.11n(HT40)	2422	2345.808	-61.02	-20	Pass
NVNT	802.11n(HT40)	2422	2344.808	-60.61	-20	Pass
NVNT	802.11n(HT40)	2422	2343.808	-61.02	-20	Pass
NVNT	802.11n(HT40)	2422	2342.808	-60.14	-20	Pass
NVNT	802.11n(HT40)	2422	2341.808	-61.17	-20	Pass
NVNT	802.11n(HT40)	2422	2340.808	-60.58	-20	Pass
NVNT	802.11n(HT40)	2422	2339.808	-61.27	-20	Pass
NVNT	802.11n(HT40)	2422	2338.808	-61.16	-20	Pass
NVNT	802.11n(HT40)	2422	2337.808	-60.51	-20	Pass
NVNT	802.11n(HT40)	2422	2336.808	-60.5	-20	Pass
NVNT	802.11n(HT40)	2422	2335.808	-60.67	-20	Pass
NVNT	802.11n(HT40)	2422	2334.808	-60.88	-20	Pass
NVNT	802.11n(HT40)	2422	2333.808	-61.17	-20	Pass
NVNT	802.11n(HT40)	2422	2332.808	-60.67	-20	Pass
NVNT	802.11n(HT40)	2422	2331.808	-60.76	-20	Pass
NVNT	802.11n(HT40)	2422	2330.808	-60.49	-20	Pass
NVNT	802.11n(HT40)	2422	2329.808	-61.49	-20	Pass
NVNT	802.11n(HT40)	2422	2329.116	-61.3	-20	Pass
NVNT	802.11n(HT40)	2462	2484	-48.22	-10	Pass
NVNT	802.11n(HT40)	2462	2485	-50.28	-10	Pass
NVNT	802.11n(HT40)	2462	2486	-51.53	-10	Pass
NVNT	802.11n(HT40)	2462	2487	-52.19	-10	Pass
NVNT	802.11n(HT40)	2462	2488	-52.02	-10	Pass
NVNT	802.11n(HT40)	2462	2489	-54.97	-10	Pass
NVNT	802.11n(HT40)	2462	2490	-55.48	-10	Pass
NVNT	802.11n(HT40)	2462	2491	-55.49	-10	Pass
NVNT	802.11n(HT40)	2462	2492	-55.03	-10	Pass
NVNT	802.11n(HT40)	2462	2493	-54.95	-10	Pass
NVNT	802.11n(HT40)	2462	2494	-54.87	-10	Pass
NVNT	802.11n(HT40)	2462	2495	-57.16	-10	Pass
NVNT	802.11n(HT40)	2462	2496	-55.89	-10	Pass
NVNT	802.11n(HT40)	2462	2497	-57.19	-10	Pass
NVNT	802.11n(HT40)	2462	2498	-55.82	-10	Pass
NVNT	802.11n(HT40)	2462	2499	-56.71	-10	Pass
NVNT	802.11n(HT40)	2462	2500	-56.01	-10	Pass
NVNT	802.11n(HT40)	2462	2501	-56.94	-10	Pass
NVNT	802.11n(HT40)	2462	2502	-57.64	-10	Pass
NVNT	802.11n(HT40)	2462	2503	-58.03	-10	Pass
NVNT	802.11n(HT40)	2462	2504	-55.63	-10	Pass
NVNT	802.11n(HT40)	2462	2505	-57.33	-10	Pass
NVNT	802.11n(HT40)	2462	2506	-58.37	-10	Pass
NVNT	802.11n(HT40)	2462	2507	-58.38	-10	Pass
NVNT	802.11n(HT40)	2462	2508	-57.84	-10	Pass
NVNT	802.11n(HT40)	2462	2509	-58.63	-10	Pass
NVNT	802.11n(HT40)	2462	2510	-57.93	-10	Pass
NVNT	802.11n(HT40)	2462	2511	-57.53	-10	Pass

NVNT	802.11n(HT40)	2462	2512	-58.07	-10	Pass
NVNT	802.11n(HT40)	2462	2513	-57.92	-10	Pass
NVNT	802.11n(HT40)	2462	2514	-58.55	-10	Pass
NVNT	802.11n(HT40)	2462	2515	-58.05	-10	Pass
NVNT	802.11n(HT40)	2462	2516	-57.5	-10	Pass
NVNT	802.11n(HT40)	2462	2517	-59.25	-10	Pass
NVNT	802.11n(HT40)	2462	2518	-57.92	-10	Pass
NVNT	802.11n(HT40)	2462	2519	-58.64	-10	Pass
NVNT	802.11n(HT40)	2462	2519.26	-57.47	-10	Pass
NVNT	802.11n(HT40)	2462	2520.26	-58.57	-20	Pass
NVNT	802.11n(HT40)	2462	2521.26	-59.53	-20	Pass
NVNT	802.11n(HT40)	2462	2522.26	-59.21	-20	Pass
NVNT	802.11n(HT40)	2462	2523.26	-58.63	-20	Pass
NVNT	802.11n(HT40)	2462	2524.26	-58.59	-20	Pass
NVNT	802.11n(HT40)	2462	2525.26	-58.87	-20	Pass
NVNT	802.11n(HT40)	2462	2526.26	-59.71	-20	Pass
NVNT	802.11n(HT40)	2462	2527.26	-59.59	-20	Pass
NVNT	802.11n(HT40)	2462	2528.26	-59.85	-20	Pass
NVNT	802.11n(HT40)	2462	2529.26	-59.36	-20	Pass
NVNT	802.11n(HT40)	2462	2530.26	-60.08	-20	Pass
NVNT	802.11n(HT40)	2462	2531.26	-59.58	-20	Pass
NVNT	802.11n(HT40)	2462	2532.26	-59.67	-20	Pass
NVNT	802.11n(HT40)	2462	2533.26	-60.59	-20	Pass
NVNT	802.11n(HT40)	2462	2534.26	-60.67	-20	Pass
NVNT	802.11n(HT40)	2462	2535.26	-60.35	-20	Pass
NVNT	802.11n(HT40)	2462	2536.26	-60.2	-20	Pass
NVNT	802.11n(HT40)	2462	2537.26	-60.55	-20	Pass
NVNT	802.11n(HT40)	2462	2538.26	-61.03	-20	Pass
NVNT	802.11n(HT40)	2462	2539.26	-60.5	-20	Pass
NVNT	802.11n(HT40)	2462	2540.26	-60.43	-20	Pass
NVNT	802.11n(HT40)	2462	2541.26	-60.87	-20	Pass
NVNT	802.11n(HT40)	2462	2542.26	-61.2	-20	Pass
NVNT	802.11n(HT40)	2462	2543.26	-60.85	-20	Pass
NVNT	802.11n(HT40)	2462	2544.26	-60.93	-20	Pass
NVNT	802.11n(HT40)	2462	2545.26	-61.22	-20	Pass
NVNT	802.11n(HT40)	2462	2546.26	-61.27	-20	Pass
NVNT	802.11n(HT40)	2462	2547.26	-59.36	-20	Pass
NVNT	802.11n(HT40)	2462	2548.26	-61.76	-20	Pass
NVNT	802.11n(HT40)	2462	2549.26	-61.52	-20	Pass
NVNT	802.11n(HT40)	2462	2550.26	-61.3	-20	Pass
NVNT	802.11n(HT40)	2462	2551.26	-61.66	-20	Pass
NVNT	802.11n(HT40)	2462	2552.26	-61.66	-20	Pass
NVNT	802.11n(HT40)	2462	2553.26	-61.92	-20	Pass
NVNT	802.11n(HT40)	2462	2554.26	-61.66	-20	Pass
NVNT	802.11n(HT40)	2462	2555.26	-61.53	-20	Pass
NVNT	802.11n(HT40)	2462	2555.52	-61.48	-20	Pass
NVNT	802.11b	2412	2399.5	-52.98	-10	Pass
NVNT	802.11b	2412	2398.5	-52.65	-10	Pass
NVNT	802.11b	2412	2397.5	-53.43	-10	Pass
NVNT	802.11b	2412	2396.5	-49.91	-10	Pass
NVNT	802.11b	2412	2395.5	-53.52	-10	Pass
NVNT	802.11b	2412	2394.5	-55.76	-10	Pass
NVNT	802.11b	2412	2393.5	-56.4	-10	Pass
NVNT	802.11b	2412	2392.5	-58.19	-10	Pass
NVNT	802.11b	2412	2391.5	-60.69	-10	Pass
NVNT	802.11b	2412	2390.5	-60.02	-10	Pass
NVNT	802.11b	2412	2389.5	-59.85	-10	Pass
NVNT	802.11b	2412	2388.5	-60.59	-10	Pass
NVNT	802.11b	2412	2387.5	-61.41	-10	Pass
NVNT	802.11b	2412	2386.5	-61.38	-10	Pass
NVNT	802.11b	2412	2386.333	-61.45	-10	Pass

NVNT	802.11b	2412	2385.333	-61.35	-20	Pass
NVNT	802.11b	2412	2384.333	-61.24	-20	Pass
NVNT	802.11b	2412	2383.333	-61.14	-20	Pass
NVNT	802.11b	2412	2382.333	-60.79	-20	Pass
NVNT	802.11b	2412	2381.333	-61.36	-20	Pass
NVNT	802.11b	2412	2380.333	-61.11	-20	Pass
NVNT	802.11b	2412	2379.333	-61.11	-20	Pass
NVNT	802.11b	2412	2378.333	-61.44	-20	Pass
NVNT	802.11b	2412	2377.333	-61.82	-20	Pass
NVNT	802.11b	2412	2376.333	-61.57	-20	Pass
NVNT	802.11b	2412	2375.333	-61.18	-20	Pass
NVNT	802.11b	2412	2374.333	-61.86	-20	Pass
NVNT	802.11b	2412	2373.333	-61.45	-20	Pass
NVNT	802.11b	2412	2372.333	-61.81	-20	Pass
NVNT	802.11b	2412	2372.166	-61.9	-20	Pass
NVNT	802.11b	2472	2484	-48.76	-10	Pass
NVNT	802.11b	2472	2485	-50.27	-10	Pass
NVNT	802.11b	2472	2486	-51.15	-10	Pass
NVNT	802.11b	2472	2487	-48.09	-10	Pass
NVNT	802.11b	2472	2488	-48.91	-10	Pass
NVNT	802.11b	2472	2489	-52.99	-10	Pass
NVNT	802.11b	2472	2490	-55.41	-10	Pass
NVNT	802.11b	2472	2491	-53.43	-10	Pass
NVNT	802.11b	2472	2492	-55.85	-10	Pass
NVNT	802.11b	2472	2493	-59.62	-10	Pass
NVNT	802.11b	2472	2494	-58.85	-10	Pass
NVNT	802.11b	2472	2495	-59.5	-10	Pass
NVNT	802.11b	2472	2496	-59.67	-10	Pass
NVNT	802.11b	2472	2497	-59.48	-10	Pass
NVNT	802.11b	2472	2497.219	-59.54	-10	Pass
NVNT	802.11b	2472	2498.219	-59.65	-20	Pass
NVNT	802.11b	2472	2499.219	-59.61	-20	Pass
NVNT	802.11b	2472	2500.219	-59.1	-20	Pass
NVNT	802.11b	2472	2501.219	-58.78	-20	Pass
NVNT	802.11b	2472	2502.219	-58.27	-20	Pass
NVNT	802.11b	2472	2503.219	-57.75	-20	Pass
NVNT	802.11b	2472	2504.219	-58.63	-20	Pass
NVNT	802.11b	2472	2505.219	-58.7	-20	Pass
NVNT	802.11b	2472	2506.219	-58.52	-20	Pass
NVNT	802.11b	2472	2507.219	-59.03	-20	Pass
NVNT	802.11b	2472	2508.219	-59.37	-20	Pass
NVNT	802.11b	2472	2509.219	-59.34	-20	Pass
NVNT	802.11b	2472	2510.219	-58.15	-20	Pass
NVNT	802.11b	2472	2511.219	-58.86	-20	Pass
NVNT	802.11b	2472	2511.438	-58.86	-20	Pass
NVNT	802.11g	2412	2399.5	-50.42	-10	Pass
NVNT	802.11g	2412	2398.5	-53.1	-10	Pass
NVNT	802.11g	2412	2397.5	-54.41	-10	Pass
NVNT	802.11g	2412	2396.5	-54.58	-10	Pass
NVNT	802.11g	2412	2395.5	-56.41	-10	Pass
NVNT	802.11g	2412	2394.5	-56.49	-10	Pass
NVNT	802.11g	2412	2393.5	-57.58	-10	Pass
NVNT	802.11g	2412	2392.5	-58.49	-10	Pass
NVNT	802.11g	2412	2391.5	-58.66	-10	Pass
NVNT	802.11g	2412	2390.5	-58.81	-10	Pass
NVNT	802.11g	2412	2389.5	-59.42	-10	Pass
NVNT	802.11g	2412	2388.5	-59.42	-10	Pass
NVNT	802.11g	2412	2387.5	-59.7	-10	Pass
NVNT	802.11g	2412	2386.5	-59.65	-10	Pass
NVNT	802.11g	2412	2385.5	-59.83	-10	Pass
NVNT	802.11g	2412	2384.5	-60.03	-10	Pass

NVNT	802.11g	2412	2383.998	-60.1	-10	Pass
NVNT	802.11g	2412	2382.998	-60.17	-20	Pass
NVNT	802.11g	2412	2381.998	-59.88	-20	Pass
NVNT	802.11g	2412	2380.998	-60.34	-20	Pass
NVNT	802.11g	2412	2379.998	-60.45	-20	Pass
NVNT	802.11g	2412	2378.998	-60.37	-20	Pass
NVNT	802.11g	2412	2377.998	-60.33	-20	Pass
NVNT	802.11g	2412	2376.998	-60.6	-20	Pass
NVNT	802.11g	2412	2375.998	-60.37	-20	Pass
NVNT	802.11g	2412	2374.998	-60.48	-20	Pass
NVNT	802.11g	2412	2373.998	-60.59	-20	Pass
NVNT	802.11g	2412	2372.998	-60.32	-20	Pass
NVNT	802.11g	2412	2371.998	-60.59	-20	Pass
NVNT	802.11g	2412	2370.998	-60.16	-20	Pass
NVNT	802.11g	2412	2369.998	-60.61	-20	Pass
NVNT	802.11g	2412	2368.998	-60.68	-20	Pass
NVNT	802.11g	2412	2367.998	-60.64	-20	Pass
NVNT	802.11g	2412	2367.496	-60.31	-20	Pass
NVNT	802.11g	2472	2484	-49.04	-10	Pass
NVNT	802.11g	2472	2485	-49.33	-10	Pass
NVNT	802.11g	2472	2486	-51.63	-10	Pass
NVNT	802.11g	2472	2487	-51.34	-10	Pass
NVNT	802.11g	2472	2488	-52.17	-10	Pass
NVNT	802.11g	2472	2489	-53.19	-10	Pass
NVNT	802.11g	2472	2490	-53.96	-10	Pass
NVNT	802.11g	2472	2491	-53.69	-10	Pass
NVNT	802.11g	2472	2492	-54.14	-10	Pass
NVNT	802.11g	2472	2493	-55.05	-10	Pass
NVNT	802.11g	2472	2494	-54.47	-10	Pass
NVNT	802.11g	2472	2495	-54.76	-10	Pass
NVNT	802.11g	2472	2496	-54.92	-10	Pass
NVNT	802.11g	2472	2497	-55.02	-10	Pass
NVNT	802.11g	2472	2498	-54.99	-10	Pass
NVNT	802.11g	2472	2499	-54.51	-10	Pass
NVNT	802.11g	2472	2499.534	-54.9	-10	Pass
NVNT	802.11g	2472	2500.534	-54.49	-20	Pass
NVNT	802.11g	2472	2501.534	-54.75	-20	Pass
NVNT	802.11g	2472	2502.534	-54.23	-20	Pass
NVNT	802.11g	2472	2503.534	-54.82	-20	Pass
NVNT	802.11g	2472	2504.534	-54.54	-20	Pass
NVNT	802.11g	2472	2505.534	-54.57	-20	Pass
NVNT	802.11g	2472	2506.534	-54.03	-20	Pass
NVNT	802.11g	2472	2507.534	-54.47	-20	Pass
NVNT	802.11g	2472	2508.534	-54.84	-20	Pass
NVNT	802.11g	2472	2509.534	-54.89	-20	Pass
NVNT	802.11g	2472	2510.534	-54.4	-20	Pass
NVNT	802.11g	2472	2511.534	-54.85	-20	Pass
NVNT	802.11g	2472	2512.534	-54.65	-20	Pass
NVNT	802.11g	2472	2513.534	-54.33	-20	Pass
NVNT	802.11g	2472	2514.534	-54.85	-20	Pass
NVNT	802.11g	2472	2515.534	-54.24	-20	Pass
NVNT	802.11g	2472	2516.068	-54.81	-20	Pass
NVNT	802.11n(HT20)	2412	2399.5	-50.74	-10	Pass
NVNT	802.11n(HT20)	2412	2398.5	-53.27	-10	Pass
NVNT	802.11n(HT20)	2412	2397.5	-54.45	-10	Pass
NVNT	802.11n(HT20)	2412	2396.5	-55.07	-10	Pass
NVNT	802.11n(HT20)	2412	2395.5	-55.71	-10	Pass
NVNT	802.11n(HT20)	2412	2394.5	-57.07	-10	Pass
NVNT	802.11n(HT20)	2412	2393.5	-57.5	-10	Pass
NVNT	802.11n(HT20)	2412	2392.5	-58.03	-10	Pass
NVNT	802.11n(HT20)	2412	2391.5	-58.3	-10	Pass

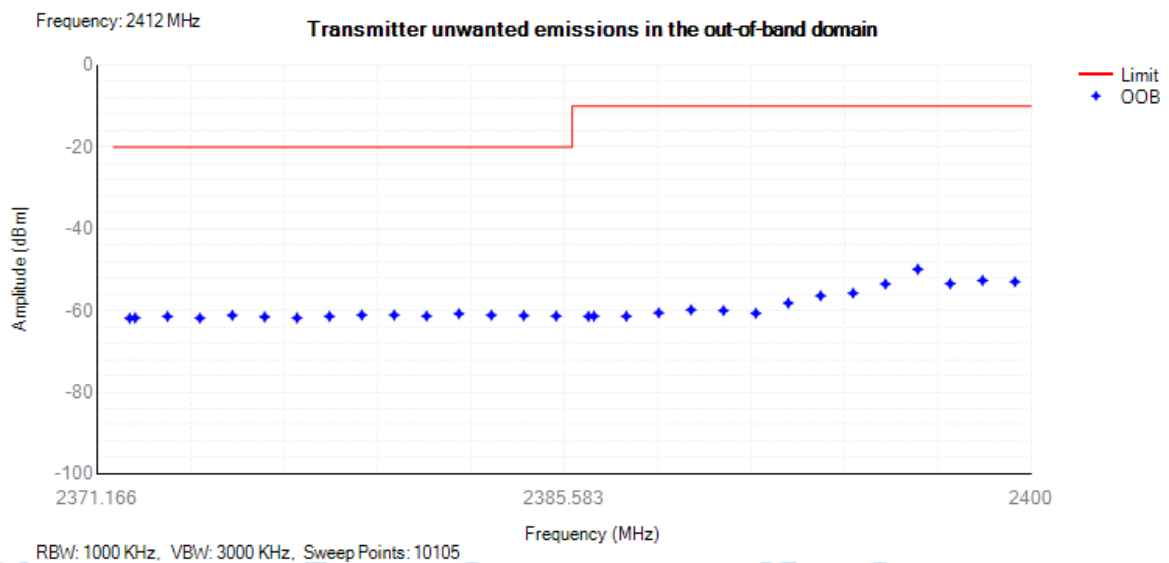
NVNT	802.11n(HT20)	2412	2390.5	-58.88	-10	Pass
NVNT	802.11n(HT20)	2412	2389.5	-59.26	-10	Pass
NVNT	802.11n(HT20)	2412	2388.5	-59.13	-10	Pass
NVNT	802.11n(HT20)	2412	2387.5	-59.78	-10	Pass
NVNT	802.11n(HT20)	2412	2386.5	-59.72	-10	Pass
NVNT	802.11n(HT20)	2412	2385.5	-59.66	-10	Pass
NVNT	802.11n(HT20)	2412	2384.5	-59.75	-10	Pass
NVNT	802.11n(HT20)	2412	2383.5	-60.27	-10	Pass
NVNT	802.11n(HT20)	2412	2382.866	-59.89	-10	Pass
NVNT	802.11n(HT20)	2412	2381.866	-60.2	-20	Pass
NVNT	802.11n(HT20)	2412	2380.866	-59.9	-20	Pass
NVNT	802.11n(HT20)	2412	2379.866	-59.86	-20	Pass
NVNT	802.11n(HT20)	2412	2378.866	-60.34	-20	Pass
NVNT	802.11n(HT20)	2412	2377.866	-60.34	-20	Pass
NVNT	802.11n(HT20)	2412	2376.866	-60.43	-20	Pass
NVNT	802.11n(HT20)	2412	2375.866	-59.99	-20	Pass
NVNT	802.11n(HT20)	2412	2374.866	-60.63	-20	Pass
NVNT	802.11n(HT20)	2412	2373.866	-60.45	-20	Pass
NVNT	802.11n(HT20)	2412	2372.866	-60.42	-20	Pass
NVNT	802.11n(HT20)	2412	2371.866	-60.37	-20	Pass
NVNT	802.11n(HT20)	2412	2370.866	-60.63	-20	Pass
NVNT	802.11n(HT20)	2412	2369.866	-60.3	-20	Pass
NVNT	802.11n(HT20)	2412	2368.866	-60.42	-20	Pass
NVNT	802.11n(HT20)	2412	2367.866	-60.67	-20	Pass
NVNT	802.11n(HT20)	2412	2366.866	-60.32	-20	Pass
NVNT	802.11n(HT20)	2412	2365.866	-60.4	-20	Pass
NVNT	802.11n(HT20)	2412	2365.232	-60.22	-20	Pass
NVNT	802.11n(HT20)	2472	2484	-47.13	-10	Pass
NVNT	802.11n(HT20)	2472	2485	-49.62	-10	Pass
NVNT	802.11n(HT20)	2472	2486	-51.91	-10	Pass
NVNT	802.11n(HT20)	2472	2487	-51.15	-10	Pass
NVNT	802.11n(HT20)	2472	2488	-52.98	-10	Pass
NVNT	802.11n(HT20)	2472	2489	-53.18	-10	Pass
NVNT	802.11n(HT20)	2472	2490	-53.85	-10	Pass
NVNT	802.11n(HT20)	2472	2491	-53.52	-10	Pass
NVNT	802.11n(HT20)	2472	2492	-53.88	-10	Pass
NVNT	802.11n(HT20)	2472	2493	-54.9	-10	Pass
NVNT	802.11n(HT20)	2472	2494	-55.16	-10	Pass
NVNT	802.11n(HT20)	2472	2495	-55.05	-10	Pass
NVNT	802.11n(HT20)	2472	2496	-55.11	-10	Pass
NVNT	802.11n(HT20)	2472	2497	-55.29	-10	Pass
NVNT	802.11n(HT20)	2472	2498	-54.46	-10	Pass
NVNT	802.11n(HT20)	2472	2499	-54.66	-10	Pass
NVNT	802.11n(HT20)	2472	2500	-54.99	-10	Pass
NVNT	802.11n(HT20)	2472	2500.67	-54.93	-10	Pass
NVNT	802.11n(HT20)	2472	2501.67	-54.34	-20	Pass
NVNT	802.11n(HT20)	2472	2502.67	-55.15	-20	Pass
NVNT	802.11n(HT20)	2472	2503.67	-54.67	-20	Pass
NVNT	802.11n(HT20)	2472	2504.67	-54.8	-20	Pass
NVNT	802.11n(HT20)	2472	2505.67	-54.8	-20	Pass
NVNT	802.11n(HT20)	2472	2506.67	-54.44	-20	Pass
NVNT	802.11n(HT20)	2472	2507.67	-54.66	-20	Pass
NVNT	802.11n(HT20)	2472	2508.67	-54.4	-20	Pass
NVNT	802.11n(HT20)	2472	2509.67	-54.99	-20	Pass
NVNT	802.11n(HT20)	2472	2510.67	-54.39	-20	Pass
NVNT	802.11n(HT20)	2472	2511.67	-54.42	-20	Pass
NVNT	802.11n(HT20)	2472	2512.67	-54.48	-20	Pass
NVNT	802.11n(HT20)	2472	2513.67	-54.29	-20	Pass
NVNT	802.11n(HT20)	2472	2514.67	-54.92	-20	Pass
NVNT	802.11n(HT20)	2472	2515.67	-54.99	-20	Pass
NVNT	802.11n(HT20)	2472	2516.67	-55.07	-20	Pass

NVNT	802.11n(HT20)	2472	2517.67	-55.05	-20	Pass
NVNT	802.11n(HT20)	2472	2518.34	-55	-20	Pass
NVNT	802.11n(HT40)	2422	2399.5	-51.64	-10	Pass
NVNT	802.11n(HT40)	2422	2398.5	-55.12	-10	Pass
NVNT	802.11n(HT40)	2422	2397.5	-54.2	-10	Pass
NVNT	802.11n(HT40)	2422	2396.5	-57.58	-10	Pass
NVNT	802.11n(HT40)	2422	2395.5	-56.35	-10	Pass
NVNT	802.11n(HT40)	2422	2394.5	-58.82	-10	Pass
NVNT	802.11n(HT40)	2422	2393.5	-59.14	-10	Pass
NVNT	802.11n(HT40)	2422	2392.5	-58.18	-10	Pass
NVNT	802.11n(HT40)	2422	2391.5	-58.74	-10	Pass
NVNT	802.11n(HT40)	2422	2390.5	-59.8	-10	Pass
NVNT	802.11n(HT40)	2422	2389.5	-59.09	-10	Pass
NVNT	802.11n(HT40)	2422	2388.5	-60.14	-10	Pass
NVNT	802.11n(HT40)	2422	2387.5	-60.65	-10	Pass
NVNT	802.11n(HT40)	2422	2386.5	-59.82	-10	Pass
NVNT	802.11n(HT40)	2422	2385.5	-60.66	-10	Pass
NVNT	802.11n(HT40)	2422	2384.5	-61.08	-10	Pass
NVNT	802.11n(HT40)	2422	2383.5	-60.6	-10	Pass
NVNT	802.11n(HT40)	2422	2382.5	-61.66	-10	Pass
NVNT	802.11n(HT40)	2422	2381.5	-61.43	-10	Pass
NVNT	802.11n(HT40)	2422	2380.5	-61.63	-10	Pass
NVNT	802.11n(HT40)	2422	2379.5	-61.65	-10	Pass
NVNT	802.11n(HT40)	2422	2378.5	-61.09	-10	Pass
NVNT	802.11n(HT40)	2422	2377.5	-61.67	-10	Pass
NVNT	802.11n(HT40)	2422	2376.5	-61.58	-10	Pass
NVNT	802.11n(HT40)	2422	2375.5	-61.14	-10	Pass
NVNT	802.11n(HT40)	2422	2374.5	-61.5	-10	Pass
NVNT	802.11n(HT40)	2422	2373.5	-62	-10	Pass
NVNT	802.11n(HT40)	2422	2372.5	-61.31	-10	Pass
NVNT	802.11n(HT40)	2422	2371.5	-61.82	-10	Pass
NVNT	802.11n(HT40)	2422	2370.5	-61.41	-10	Pass
NVNT	802.11n(HT40)	2422	2369.5	-61.77	-10	Pass
NVNT	802.11n(HT40)	2422	2368.5	-61.55	-10	Pass
NVNT	802.11n(HT40)	2422	2367.5	-61.59	-10	Pass
NVNT	802.11n(HT40)	2422	2366.5	-61.75	-10	Pass
NVNT	802.11n(HT40)	2422	2365.5	-61.71	-10	Pass
NVNT	802.11n(HT40)	2422	2364.808	-61.65	-10	Pass
NVNT	802.11n(HT40)	2422	2363.808	-61.72	-20	Pass
NVNT	802.11n(HT40)	2422	2362.808	-61.97	-20	Pass
NVNT	802.11n(HT40)	2422	2361.808	-61.83	-20	Pass
NVNT	802.11n(HT40)	2422	2360.808	-61.59	-20	Pass
NVNT	802.11n(HT40)	2422	2359.808	-61.48	-20	Pass
NVNT	802.11n(HT40)	2422	2358.808	-61.99	-20	Pass
NVNT	802.11n(HT40)	2422	2357.808	-61.35	-20	Pass
NVNT	802.11n(HT40)	2422	2356.808	-61.12	-20	Pass
NVNT	802.11n(HT40)	2422	2355.808	-61.64	-20	Pass
NVNT	802.11n(HT40)	2422	2354.808	-61.41	-20	Pass
NVNT	802.11n(HT40)	2422	2353.808	-61.73	-20	Pass
NVNT	802.11n(HT40)	2422	2352.808	-61.21	-20	Pass
NVNT	802.11n(HT40)	2422	2351.808	-61.5	-20	Pass
NVNT	802.11n(HT40)	2422	2350.808	-61	-20	Pass
NVNT	802.11n(HT40)	2422	2349.808	-60.74	-20	Pass
NVNT	802.11n(HT40)	2422	2348.808	-60.88	-20	Pass
NVNT	802.11n(HT40)	2422	2347.808	-61.15	-20	Pass
NVNT	802.11n(HT40)	2422	2346.808	-61.32	-20	Pass
NVNT	802.11n(HT40)	2422	2345.808	-61.02	-20	Pass
NVNT	802.11n(HT40)	2422	2344.808	-60.61	-20	Pass
NVNT	802.11n(HT40)	2422	2343.808	-61.02	-20	Pass
NVNT	802.11n(HT40)	2422	2342.808	-60.14	-20	Pass
NVNT	802.11n(HT40)	2422	2341.808	-61.17	-20	Pass

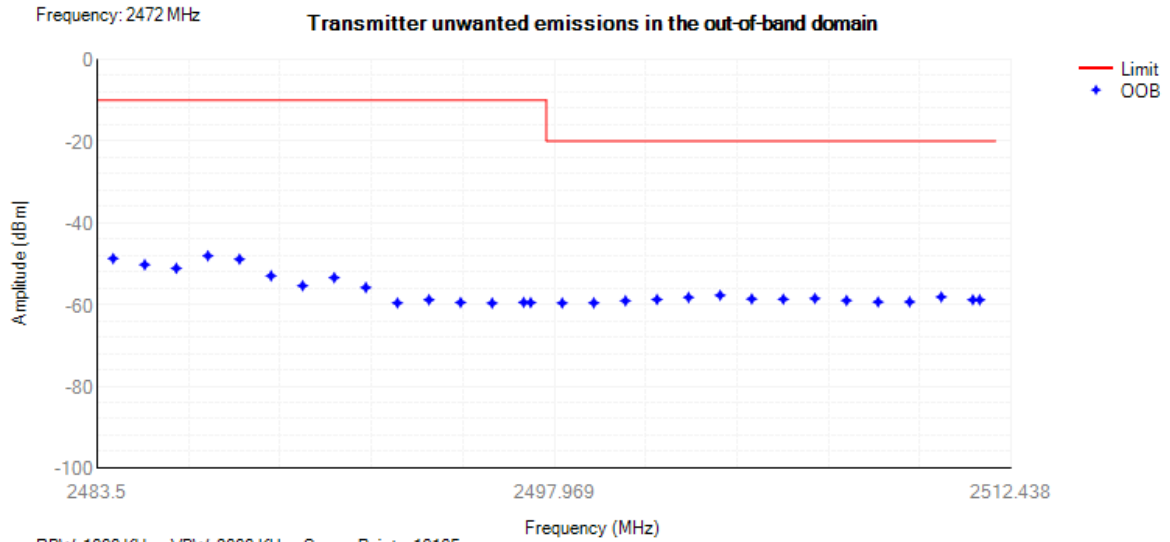
NVNT	802.11n(HT40)	2422	2340.808	-60.58	-20	Pass
NVNT	802.11n(HT40)	2422	2339.808	-61.27	-20	Pass
NVNT	802.11n(HT40)	2422	2338.808	-61.16	-20	Pass
NVNT	802.11n(HT40)	2422	2337.808	-60.51	-20	Pass
NVNT	802.11n(HT40)	2422	2336.808	-60.5	-20	Pass
NVNT	802.11n(HT40)	2422	2335.808	-60.67	-20	Pass
NVNT	802.11n(HT40)	2422	2334.808	-60.88	-20	Pass
NVNT	802.11n(HT40)	2422	2333.808	-61.17	-20	Pass
NVNT	802.11n(HT40)	2422	2332.808	-60.67	-20	Pass
NVNT	802.11n(HT40)	2422	2331.808	-60.76	-20	Pass
NVNT	802.11n(HT40)	2422	2330.808	-60.49	-20	Pass
NVNT	802.11n(HT40)	2422	2329.808	-61.49	-20	Pass
NVNT	802.11n(HT40)	2422	2329.116	-61.3	-20	Pass
NVNT	802.11n(HT40)	2462	2484	-48.22	-10	Pass
NVNT	802.11n(HT40)	2462	2485	-50.28	-10	Pass
NVNT	802.11n(HT40)	2462	2486	-51.53	-10	Pass
NVNT	802.11n(HT40)	2462	2487	-52.19	-10	Pass
NVNT	802.11n(HT40)	2462	2488	-52.02	-10	Pass
NVNT	802.11n(HT40)	2462	2489	-54.97	-10	Pass
NVNT	802.11n(HT40)	2462	2490	-55.48	-10	Pass
NVNT	802.11n(HT40)	2462	2491	-55.49	-10	Pass
NVNT	802.11n(HT40)	2462	2492	-55.03	-10	Pass
NVNT	802.11n(HT40)	2462	2493	-54.95	-10	Pass
NVNT	802.11n(HT40)	2462	2494	-54.87	-10	Pass
NVNT	802.11n(HT40)	2462	2495	-57.16	-10	Pass
NVNT	802.11n(HT40)	2462	2496	-55.89	-10	Pass
NVNT	802.11n(HT40)	2462	2497	-57.19	-10	Pass
NVNT	802.11n(HT40)	2462	2498	-55.82	-10	Pass
NVNT	802.11n(HT40)	2462	2499	-56.71	-10	Pass
NVNT	802.11n(HT40)	2462	2500	-56.01	-10	Pass
NVNT	802.11n(HT40)	2462	2501	-56.94	-10	Pass
NVNT	802.11n(HT40)	2462	2502	-57.64	-10	Pass
NVNT	802.11n(HT40)	2462	2503	-58.03	-10	Pass
NVNT	802.11n(HT40)	2462	2504	-55.63	-10	Pass
NVNT	802.11n(HT40)	2462	2505	-57.33	-10	Pass
NVNT	802.11n(HT40)	2462	2506	-58.37	-10	Pass
NVNT	802.11n(HT40)	2462	2507	-58.38	-10	Pass
NVNT	802.11n(HT40)	2462	2508	-57.84	-10	Pass
NVNT	802.11n(HT40)	2462	2509	-58.63	-10	Pass
NVNT	802.11n(HT40)	2462	2510	-57.93	-10	Pass
NVNT	802.11n(HT40)	2462	2511	-57.53	-10	Pass
NVNT	802.11n(HT40)	2462	2512	-58.07	-10	Pass
NVNT	802.11n(HT40)	2462	2513	-57.92	-10	Pass
NVNT	802.11n(HT40)	2462	2514	-58.55	-10	Pass
NVNT	802.11n(HT40)	2462	2515	-58.05	-10	Pass
NVNT	802.11n(HT40)	2462	2516	-57.5	-10	Pass
NVNT	802.11n(HT40)	2462	2517	-59.25	-10	Pass
NVNT	802.11n(HT40)	2462	2518	-57.92	-10	Pass
NVNT	802.11n(HT40)	2462	2519	-58.64	-10	Pass
NVNT	802.11n(HT40)	2462	2519.26	-57.47	-10	Pass
NVNT	802.11n(HT40)	2462	2520.26	-58.57	-20	Pass
NVNT	802.11n(HT40)	2462	2521.26	-59.53	-20	Pass
NVNT	802.11n(HT40)	2462	2522.26	-59.21	-20	Pass
NVNT	802.11n(HT40)	2462	2523.26	-58.63	-20	Pass
NVNT	802.11n(HT40)	2462	2524.26	-58.59	-20	Pass
NVNT	802.11n(HT40)	2462	2525.26	-58.87	-20	Pass
NVNT	802.11n(HT40)	2462	2526.26	-59.71	-20	Pass
NVNT	802.11n(HT40)	2462	2527.26	-59.59	-20	Pass
NVNT	802.11n(HT40)	2462	2528.26	-59.85	-20	Pass
NVNT	802.11n(HT40)	2462	2532.26	-59.67	-20	Pass
NVNT	802.11n(HT40)	2462	2533.26	-60.59	-20	Pass

NVNT	802.11n(HT40)	2462	2534.26	-60.67	-20	Pass
NVNT	802.11n(HT40)	2462	2535.26	-60.35	-20	Pass
NVNT	802.11n(HT40)	2462	2536.26	-60.2	-20	Pass
NVNT	802.11n(HT40)	2462	2537.26	-60.55	-20	Pass
NVNT	802.11n(HT40)	2462	2538.26	-61.03	-20	Pass
NVNT	802.11n(HT40)	2462	2539.26	-60.5	-20	Pass
NVNT	802.11n(HT40)	2462	2540.26	-60.43	-20	Pass
NVNT	802.11n(HT40)	2462	2541.26	-60.87	-20	Pass
NVNT	802.11n(HT40)	2462	2542.26	-61.2	-20	Pass
NVNT	802.11n(HT40)	2462	2543.26	-60.85	-20	Pass
NVNT	802.11n(HT40)	2462	2544.26	-60.93	-20	Pass
NVNT	802.11n(HT40)	2462	2545.26	-61.22	-20	Pass
NVNT	802.11n(HT40)	2462	2546.26	-61.27	-20	Pass
NVNT	802.11n(HT40)	2462	2547.26	-59.36	-20	Pass
NVNT	802.11n(HT40)	2462	2548.26	-61.76	-20	Pass
NVNT	802.11n(HT40)	2462	2549.26	-61.52	-20	Pass
NVNT	802.11n(HT40)	2462	2550.26	-61.3	-20	Pass
NVNT	802.11n(HT40)	2462	2551.26	-61.66	-20	Pass
NVNT	802.11n(HT40)	2462	2552.26	-61.66	-20	Pass
NVNT	802.11n(HT40)	2462	2553.26	-61.92	-20	Pass
NVNT	802.11n(HT40)	2462	2554.26	-61.66	-20	Pass
NVNT	802.11n(HT40)	2462	2555.26	-61.53	-20	Pass
NVNT	802.11n(HT40)	2462	2555.52	-61.48	-20	Pass

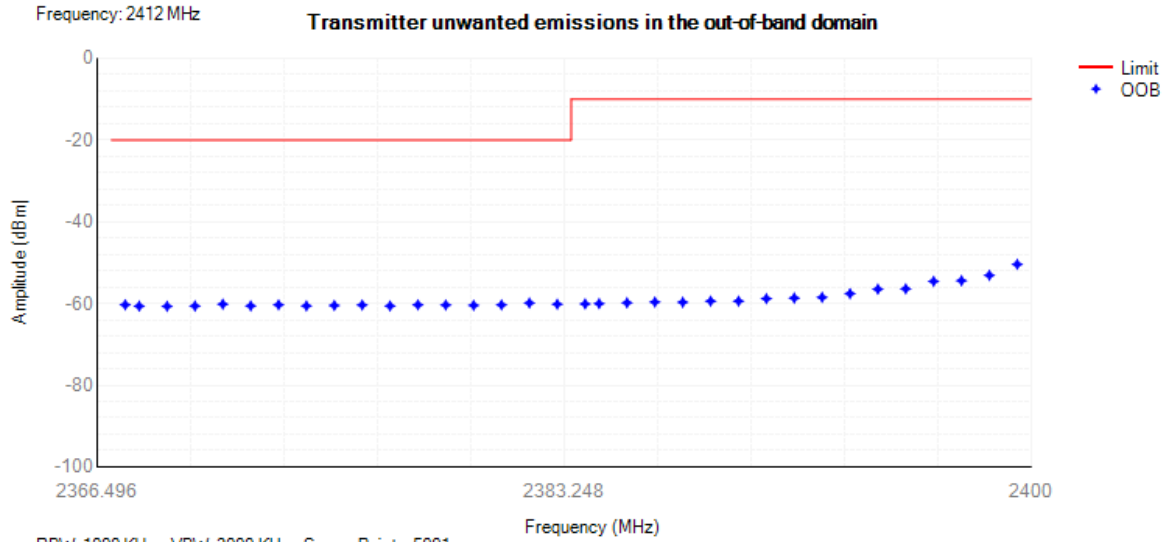
Tx. Emissions OOB NVNT 802.11b 2412MHz



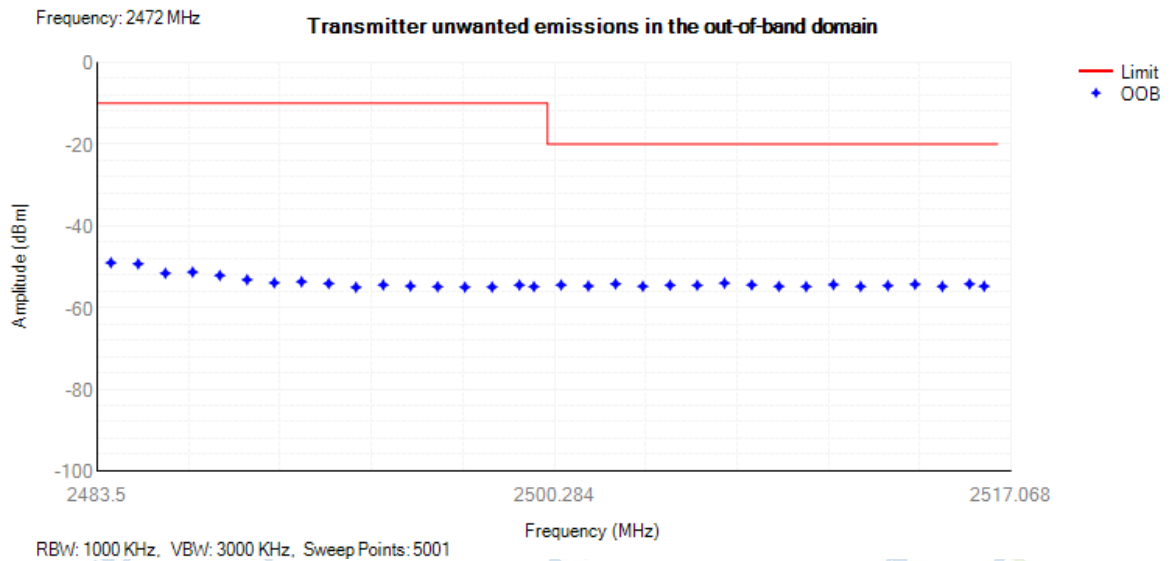
Tx. Emissions OOB NVNT 802.11b 2472MHz



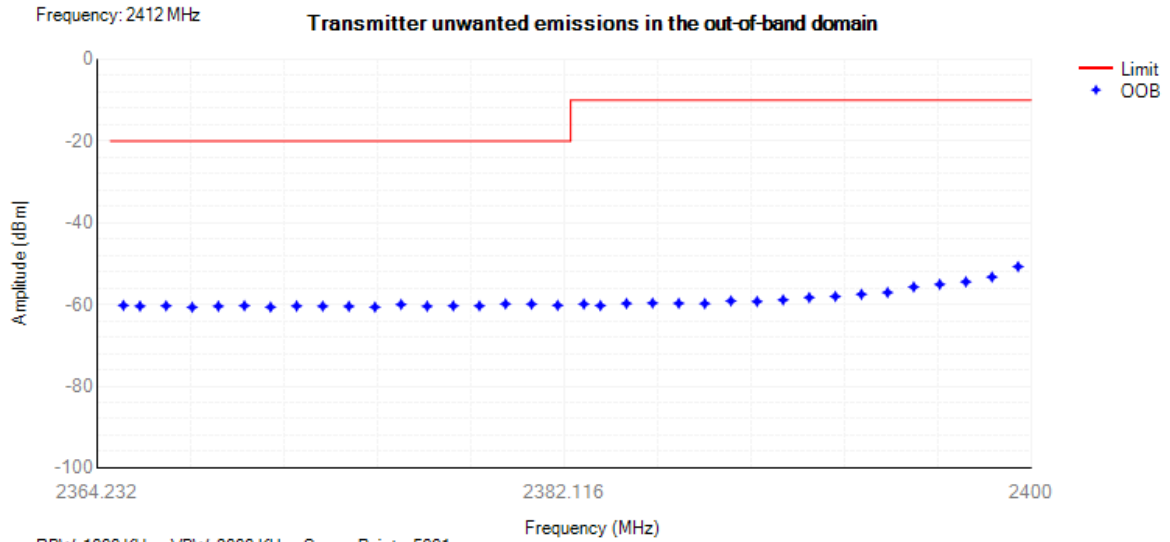
Tx. Emissions OOB NVNT 802.11g 2412MHz



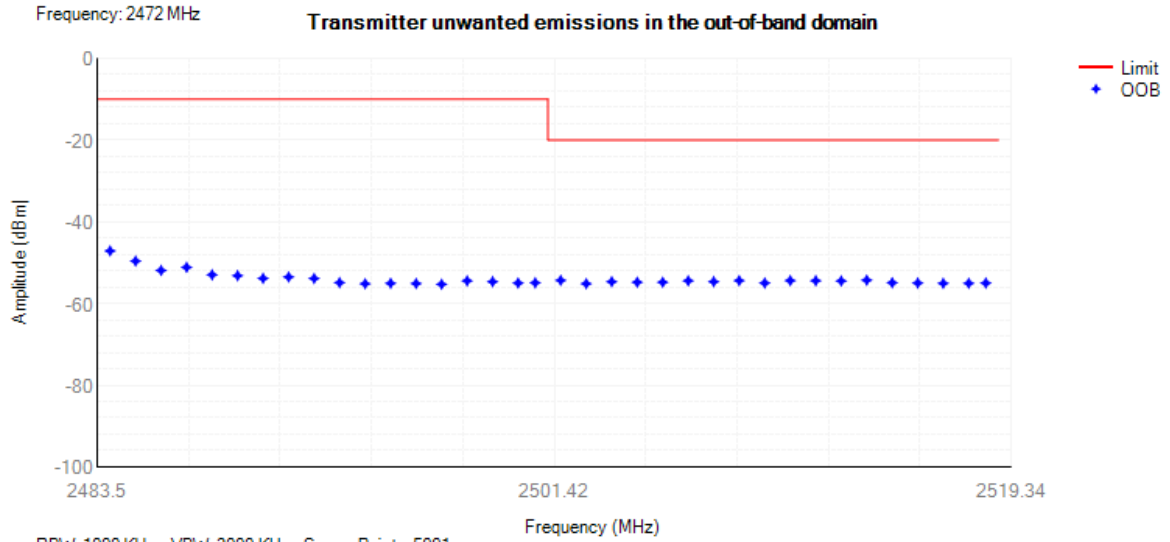
Tx. Emissions OOB NVNT 802.11g 2472MHz



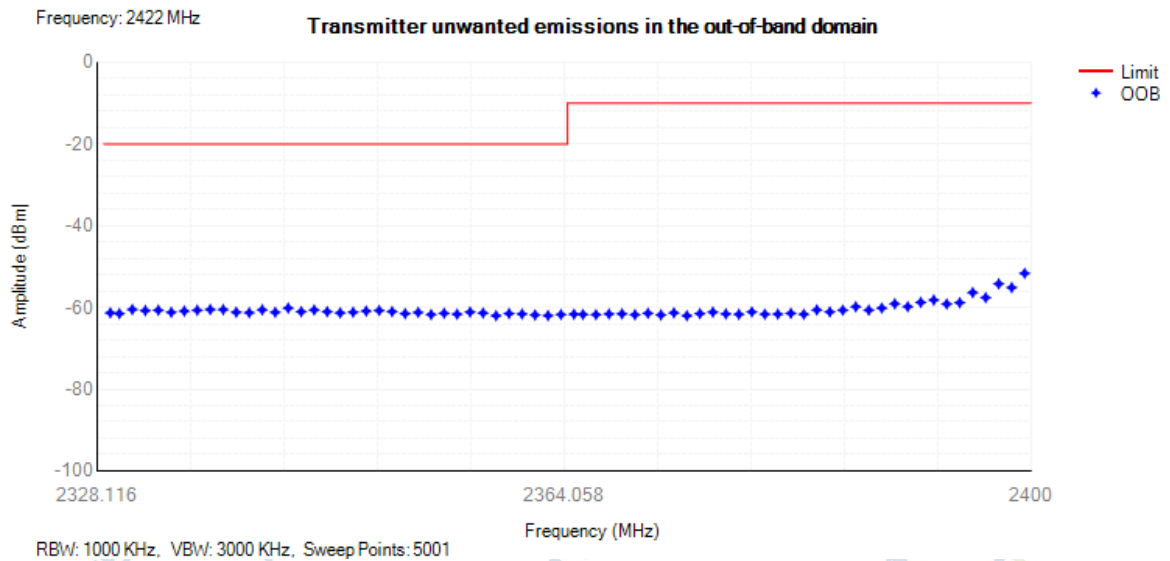
Tx. Emissions OOB NVNT 802.11n(HT20) 2412MHz



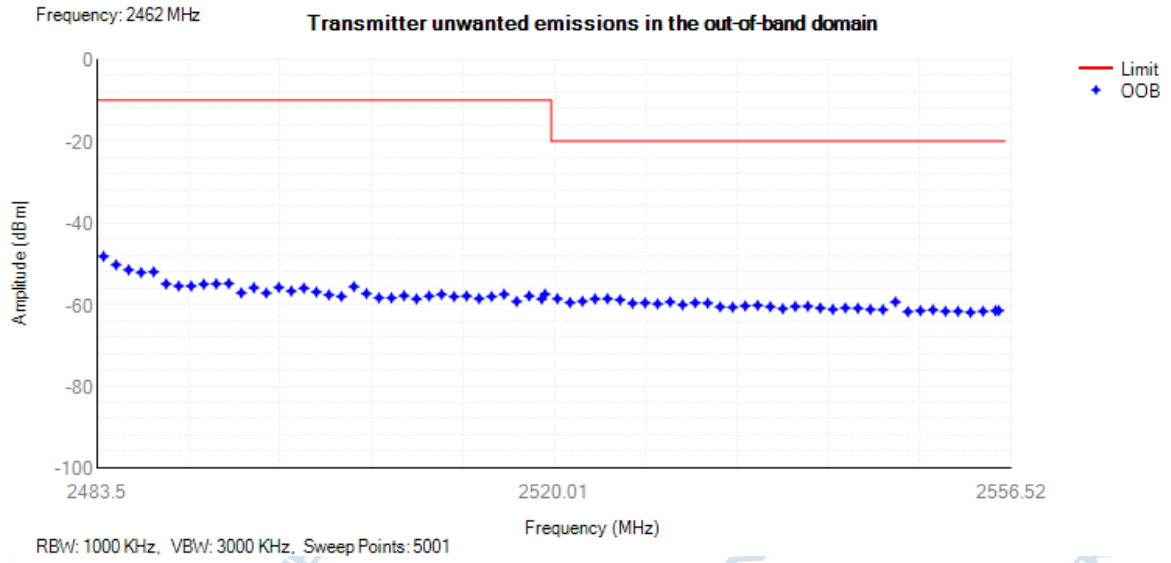
Tx. Emissions OOB NVNT 802.11n(HT20) 2472MHz



Tx. Emissions OOB NVNT 802.11n(HT40) 2422MHz



Tx. Emissions OOB NVNT 802.11n(HT40) 2462MHz



4.5 Transmitter unwanted emissions in the spurious domain

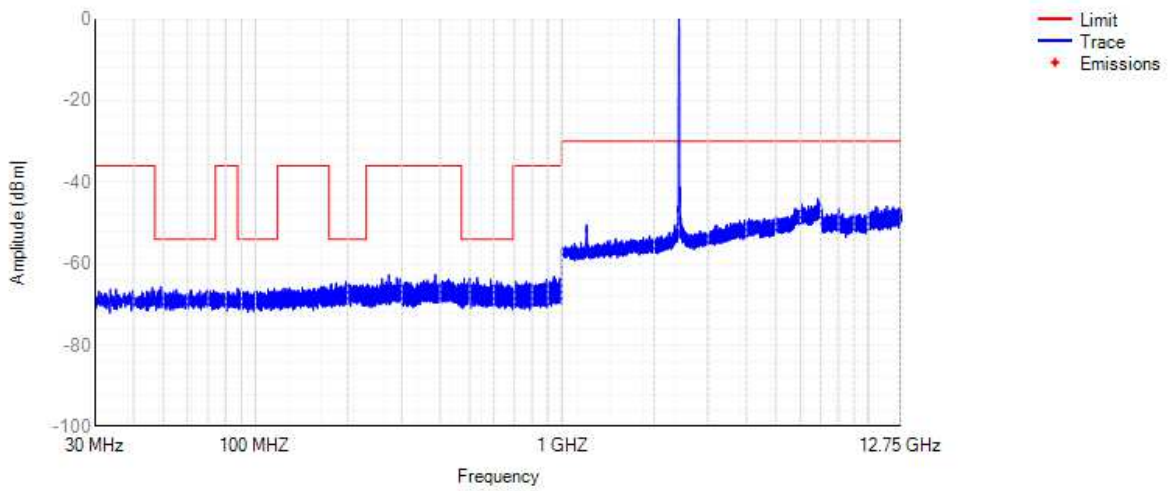
Condition	Mode	Frequency (MHz)	Range	Spur Freq (MHz)	Spur Level Peak (dBm)	Spur Level RMS (dBm)	Limit (dBm)	Verdict
NVNT	802.11b	2412	30 MHz - 47 MHz	46.05	-65.91	NA	-36	Pass
NVNT	802.11b	2412	47 MHz - 74 MHz	49.2	-65.66	NA	-54	Pass
NVNT	802.11b	2412	74 MHz - 87.5 MHz	87.45	-66.04	NA	-36	Pass
NVNT	802.11b	2412	87.5 MHz - 118 MHz	100.05	-65.91	NA	-54	Pass
NVNT	802.11b	2412	118 MHz - 174 MHz	167.1	-65.6	NA	-36	Pass
NVNT	802.11b	2412	174 MHz - 230 MHz	197.25	-64.41	NA	-54	Pass
NVNT	802.11b	2412	230 MHz - 470 MHz	386.65	-62.68	NA	-36	Pass
NVNT	802.11b	2412	470 MHz - 694 MHz	529.3	-63.43	NA	-54	Pass
NVNT	802.11b	2412	694 MHz - 1000 MHz	942.3	-63.14	NA	-36	Pass
NVNT	802.11b	2412	1000 MHz - 2360 MHz	1205.5	-50.48	NA	-30	Pass
NVNT	802.11b	2412	2523.5 MHz - 12750 MHz	6853	-44.06	NA	-30	Pass
NVNT	802.11b	2442	30 MHz - 47 MHz	42	-65.82	NA	-36	Pass
NVNT	802.11b	2442	47 MHz - 74 MHz	58.1	-65.41	NA	-54	Pass
NVNT	802.11b	2442	74 MHz - 87.5 MHz	86.1	-66.08	NA	-36	Pass
NVNT	802.11b	2442	87.5 MHz - 118 MHz	94.8	-65.7	NA	-54	Pass
NVNT	802.11b	2442	118 MHz - 174 MHz	142.75	-64.91	NA	-36	Pass
NVNT	802.11b	2442	174 MHz - 230 MHz	200.8	-64.18	NA	-54	Pass
NVNT	802.11b	2442	230 MHz - 470 MHz	386.7	-63.11	NA	-36	Pass
NVNT	802.11b	2442	470 MHz - 694 MHz	530.1	-64.06	NA	-54	Pass
NVNT	802.11b	2442	694 MHz - 1000 MHz	921.2	-63.86	NA	-36	Pass
NVNT	802.11b	2442	1000 MHz - 2360 MHz	1863.5	-52.49	NA	-30	Pass
NVNT	802.11b	2442	2523.5 MHz - 12750 MHz	6865	-44.25	NA	-30	Pass
NVNT	802.11b	2472	30 MHz - 47 MHz	38.85	-66.17	NA	-36	Pass
NVNT	802.11b	2472	47 MHz - 74 MHz	67.6	-66.3	NA	-54	Pass
NVNT	802.11b	2472	74 MHz - 87.5 MHz	80.8	-66.51	NA	-36	Pass
NVNT	802.11b	2472	87.5 MHz - 118 MHz	114.95	-66.04	NA	-54	Pass
NVNT	802.11b	2472	118 MHz - 174 MHz	154.45	-64.36	NA	-36	Pass
NVNT	802.11b	2472	174 MHz - 230 MHz	201.55	-64.54	NA	-54	Pass
NVNT	802.11b	2472	230 MHz - 470 MHz	386.65	-61.89	NA	-36	Pass
NVNT	802.11b	2472	470 MHz - 694 MHz	520.85	-63.71	NA	-54	Pass
NVNT	802.11b	2472	694 MHz - 1000 MHz	992.85	-63.72	NA	-36	Pass
NVNT	802.11b	2472	1000 MHz - 2360 MHz	2342.5	-52.4	NA	-30	Pass
NVNT	802.11b	2472	2523.5 MHz - 12750 MHz	6926.5	-44.46	NA	-30	Pass
NVNT	802.11g	2412	30 MHz - 47 MHz	35.8	-66.02	NA	-36	Pass
NVNT	802.11g	2412	47 MHz - 74 MHz	68.95	-66.13	NA	-54	Pass
NVNT	802.11g	2412	74 MHz - 87.5 MHz	87	-65.54	NA	-36	Pass
NVNT	802.11g	2412	87.5 MHz - 118 MHz	113	-65.57	NA	-54	Pass
NVNT	802.11g	2412	118 MHz - 174 MHz	167.85	-65.21	NA	-36	Pass
NVNT	802.11g	2412	174 MHz - 230 MHz	204.3	-64.19	NA	-54	Pass
NVNT	802.11g	2412	230 MHz - 470 MHz	386.65	-61.51	NA	-36	Pass
NVNT	802.11g	2412	470 MHz - 694 MHz	500.05	-64.05	NA	-54	Pass
NVNT	802.11g	2412	694 MHz - 1000 MHz	987.8	-63.55	NA	-36	Pass
NVNT	802.11g	2412	1000 MHz - 2360 MHz	2328	-49.47	NA	-30	Pass
NVNT	802.11g	2412	2523.5 MHz - 12750 MHz	6962	-44.52	NA	-30	Pass
NVNT	802.11g	2442	30 MHz - 47 MHz	44.1	-65.77	NA	-36	Pass
NVNT	802.11g	2442	47 MHz - 74 MHz	61.95	-65.21	NA	-54	Pass
NVNT	802.11g	2442	74 MHz - 87.5 MHz	78.4	-66.43	NA	-36	Pass
NVNT	802.11g	2442	87.5 MHz - 118 MHz	106.3	-65.41	NA	-54	Pass
NVNT	802.11g	2442	118 MHz - 174 MHz	135	-64.11	NA	-36	Pass
NVNT	802.11g	2442	174 MHz - 230 MHz	200.6	-64.19	NA	-54	Pass
NVNT	802.11g	2442	230 MHz - 470 MHz	386.65	-62.58	NA	-36	Pass
NVNT	802.11g	2442	470 MHz - 694 MHz	523.4	-63.68	NA	-54	Pass
NVNT	802.11g	2442	694 MHz - 1000 MHz	978.2	-63.53	NA	-36	Pass
NVNT	802.11g	2442	1000 MHz - 2360 MHz	2290	-52.36	NA	-30	Pass
NVNT	802.11g	2442	2523.5 MHz - 12750 MHz	6130.5	-46.62	NA	-30	Pass
NVNT	802.11g	2472	30 MHz - 47 MHz	35.4	-66.31	NA	-36	Pass
NVNT	802.11g	2472	47 MHz - 74 MHz	52.3	-65.62	NA	-54	Pass
NVNT	802.11g	2472	74 MHz - 87.5 MHz	78.9	-65.75	NA	-36	Pass
NVNT	802.11g	2472	87.5 MHz - 118 MHz	97.9	-65.99	NA	-54	Pass
NVNT	802.11g	2472	118 MHz - 174 MHz	158.9	-65.68	NA	-36	Pass
NVNT	802.11g	2472	174 MHz - 230 MHz	223	-64.64	NA	-54	Pass
NVNT	802.11g	2472	230 MHz - 470 MHz	386.65	-61.55	NA	-36	Pass
NVNT	802.11g	2472	470 MHz - 694 MHz	480	-61.92	NA	-54	Pass
NVNT	802.11g	2472	694 MHz - 1000 MHz	995.65	-63.15	NA	-36	Pass
NVNT	802.11g	2472	1000 MHz - 2360 MHz	2336	-49.57	NA	-30	Pass
NVNT	802.11g	2472	2523.5 MHz - 12750 MHz	6627	-44.87	NA	-30	Pass
NVNT	802.11n(HT20)	2412	30 MHz - 47 MHz	35.7	-65.09	NA	-36	Pass
NVNT	802.11n(HT20)	2412	47 MHz - 74 MHz	67.8	-65.94	NA	-54	Pass
NVNT	802.11n(HT20)	2412	74 MHz - 87.5 MHz	77.35	-65.39	NA	-36	Pass
NVNT	802.11n(HT20)	2412	87.5 MHz - 118 MHz	88.75	-65.82	NA	-54	Pass
NVNT	802.11n(HT20)	2412	118 MHz - 174 MHz	148.3	-64.84	NA	-36	Pass
NVNT	802.11n(HT20)	2412	174 MHz - 230 MHz	196.8	-64.59	NA	-54	Pass
NVNT	802.11n(HT20)	2412	230 MHz - 470 MHz	430.05	-63.05	NA	-36	Pass
NVNT	802.11n(HT20)	2412	470 MHz - 694 MHz	479.95	-63.96	NA	-54	Pass
NVNT	802.11n(HT20)	2412	694 MHz - 1000 MHz	983.2	-63.25	NA	-36	Pass
NVNT	802.11n(HT20)	2412	1000 MHz - 2360 MHz	2336	-49.79	NA	-30	Pass

NVNT	802.11n(HT20)	2412	2523.5 MHz -12750 MHz	6987.5	-44.64	NA	-30	Pass
NVNT	802.11n(HT20)	2442	30 MHz -47 MHz	35	-65.48	NA	-36	Pass
NVNT	802.11n(HT20)	2442	47 MHz -74 MHz	50.5	-65.95	NA	-54	Pass
NVNT	802.11n(HT20)	2442	74 MHz -87.5 MHz	81.8	-66.12	NA	-36	Pass
NVNT	802.11n(HT20)	2442	87.5 MHz -118 MHz	112.5	-66.08	NA	-54	Pass
NVNT	802.11n(HT20)	2442	118 MHz -174 MHz	153.35	-65.02	NA	-36	Pass
NVNT	802.11n(HT20)	2442	174 MHz -230 MHz	208.95	-64.08	NA	-54	Pass
NVNT	802.11n(HT20)	2442	230 MHz -470 MHz	276.55	-62.62	NA	-36	Pass
NVNT	802.11n(HT20)	2442	470 MHz -694 MHz	478.25	-63.66	NA	-54	Pass
NVNT	802.11n(HT20)	2442	694 MHz -1000 MHz	946.1	-63.86	NA	-36	Pass
NVNT	802.11n(HT20)	2442	1000 MHz -2360 MHz	2347	-51.43	NA	-30	Pass
NVNT	802.11n(HT20)	2442	2523.5 MHz -12750 MHz	6854.5	-44.76	NA	-30	Pass
NVNT	802.11n(HT20)	2472	30 MHz -47 MHz	34.7	-66.36	NA	-36	Pass
NVNT	802.11n(HT20)	2472	47 MHz -74 MHz	60	-65.93	NA	-54	Pass
NVNT	802.11n(HT20)	2472	74 MHz -87.5 MHz	75.6	-66.65	NA	-36	Pass
NVNT	802.11n(HT20)	2472	87.5 MHz -118 MHz	103.05	-65.25	NA	-54	Pass
NVNT	802.11n(HT20)	2472	118 MHz -174 MHz	150.8	-64.79	NA	-36	Pass
NVNT	802.11n(HT20)	2472	174 MHz -230 MHz	194.55	-63.75	NA	-54	Pass
NVNT	802.11n(HT20)	2472	230 MHz -470 MHz	386.65	-61.84	NA	-36	Pass
NVNT	802.11n(HT20)	2472	470 MHz -694 MHz	480	-63.1	NA	-54	Pass
NVNT	802.11n(HT20)	2472	694 MHz -1000 MHz	903.45	-63.39	NA	-36	Pass
NVNT	802.11n(HT20)	2472	1000 MHz -2360 MHz	2331	-48.68	NA	-30	Pass
NVNT	802.11n(HT20)	2472	2523.5 MHz -12750 MHz	6946.5	-44.32	NA	-30	Pass
NVNT	802.11n(HT40)	2422	30 MHz -47 MHz	37.75	-66.28	NA	-36	Pass
NVNT	802.11n(HT40)	2422	47 MHz -74 MHz	50.3	-65.7	NA	-54	Pass
NVNT	802.11n(HT40)	2422	74 MHz -87.5 MHz	80.35	-66.35	NA	-36	Pass
NVNT	802.11n(HT40)	2422	87.5 MHz -118 MHz	112.15	-65.36	NA	-54	Pass
NVNT	802.11n(HT40)	2422	118 MHz -174 MHz	164	-65.23	NA	-36	Pass
NVNT	802.11n(HT40)	2422	174 MHz -230 MHz	217.55	-64.15	NA	-54	Pass
NVNT	802.11n(HT40)	2422	230 MHz -470 MHz	386.65	-62.52	NA	-36	Pass
NVNT	802.11n(HT40)	2422	470 MHz -694 MHz	516.45	-63.49	NA	-54	Pass
NVNT	802.11n(HT40)	2422	694 MHz -1000 MHz	994.9	-62.95	NA	-36	Pass
NVNT	802.11n(HT40)	2422	1000 MHz -2320 MHz	2313.5	-51.93	NA	-30	Pass
NVNT	802.11n(HT40)	2422	2563.5 MHz -12750 MHz	6950.5	-44.65	NA	-30	Pass
NVNT	802.11n(HT40)	2442	30 MHz -47 MHz	35.75	-65.92	NA	-36	Pass
NVNT	802.11n(HT40)	2442	47 MHz -74 MHz	60.4	-66.08	NA	-54	Pass
NVNT	802.11n(HT40)	2442	74 MHz -87.5 MHz	85.15	-65.73	NA	-36	Pass
NVNT	802.11n(HT40)	2442	87.5 MHz -118 MHz	103.8	-66.01	NA	-54	Pass
NVNT	802.11n(HT40)	2442	118 MHz -174 MHz	168.15	-65.5	NA	-36	Pass
NVNT	802.11n(HT40)	2442	174 MHz -230 MHz	218	-64.18	NA	-54	Pass
NVNT	802.11n(HT40)	2442	230 MHz -470 MHz	386.7	-61.35	NA	-36	Pass
NVNT	802.11n(HT40)	2442	470 MHz -694 MHz	514.7	-63.78	NA	-54	Pass
NVNT	802.11n(HT40)	2442	694 MHz -1000 MHz	961.85	-63.46	NA	-36	Pass
NVNT	802.11n(HT40)	2442	1000 MHz -2320 MHz	1778.5	-48.7	NA	-30	Pass
NVNT	802.11n(HT40)	2442	2563.5 MHz -12750 MHz	6871	-44.5	NA	-30	Pass
NVNT	802.11n(HT40)	2462	30 MHz -47 MHz	32.55	-64.96	NA	-36	Pass
NVNT	802.11n(HT40)	2462	47 MHz -74 MHz	65.75	-65.97	NA	-54	Pass
NVNT	802.11n(HT40)	2462	74 MHz -87.5 MHz	84.3	-66.41	NA	-36	Pass
NVNT	802.11n(HT40)	2462	87.5 MHz -118 MHz	100.95	-65.17	NA	-54	Pass
NVNT	802.11n(HT40)	2462	118 MHz -174 MHz	172	-64.8	NA	-36	Pass
NVNT	802.11n(HT40)	2462	174 MHz -230 MHz	199.8	-64.1	NA	-54	Pass
NVNT	802.11n(HT40)	2462	230 MHz -470 MHz	386.65	-62.75	NA	-36	Pass
NVNT	802.11n(HT40)	2462	470 MHz -694 MHz	500	-63.24	NA	-54	Pass
NVNT	802.11n(HT40)	2462	694 MHz -1000 MHz	954.05	-63.6	NA	-36	Pass
NVNT	802.11n(HT40)	2462	1000 MHz -2320 MHz	1774.40	-51.62	NA	-30	Pass
NVNT	802.11n(HT40)	2462	2563.5 MHz -12750 MHz	6956.54	-45.11	NA	-30	Pass

Tx. Spurious NVNT 802.11b 2412MHz

Frequency: 2412 MHz

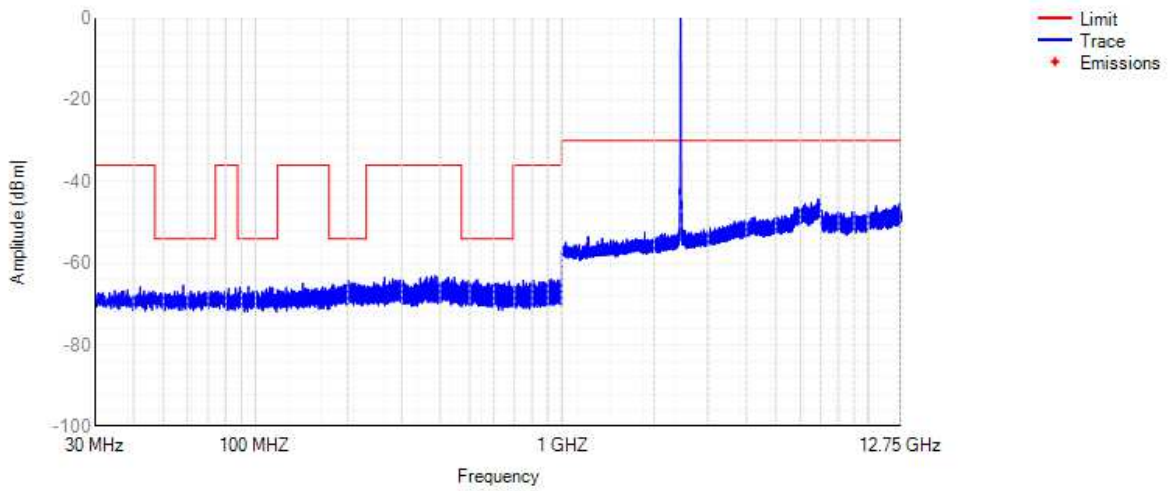
Transmitter unwanted emissions in the spurious domain



Tx. Spurious NVNT 802.11b 2442MHz

Frequency: 2442 MHz

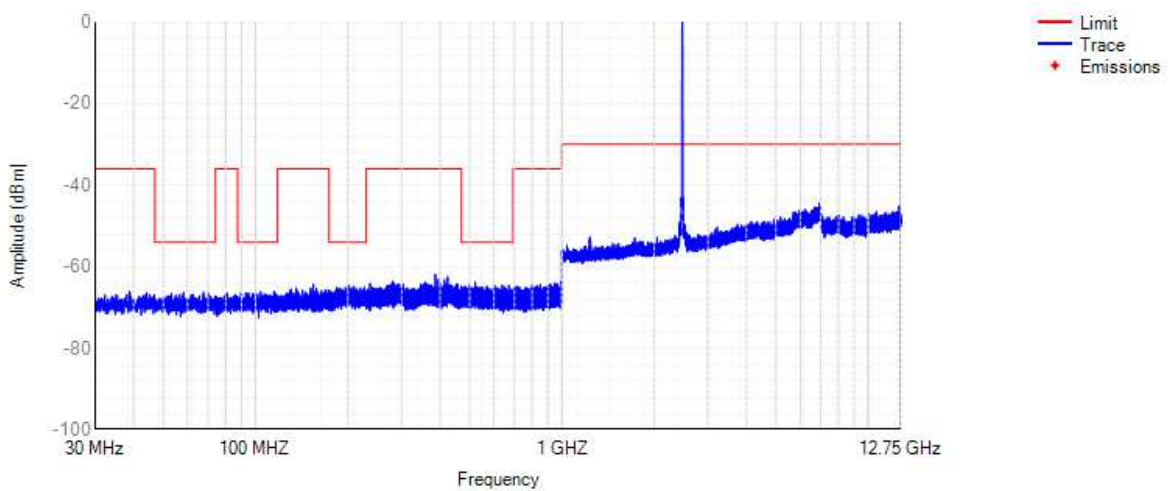
Transmitter unwanted emissions in the spurious domain



Tx. Spurious NVNT 802.11b 2472MHz

Frequency: 2472 MHz

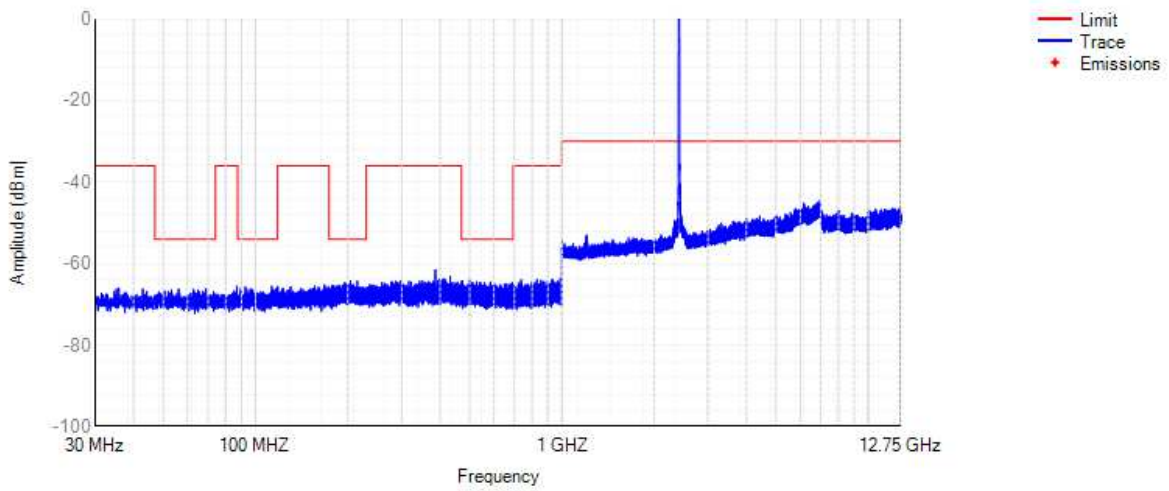
Transmitter unwanted emissions in the spurious domain



Tx. Spurious NVNT 802.11g 2412MHz

Frequency: 2412 MHz

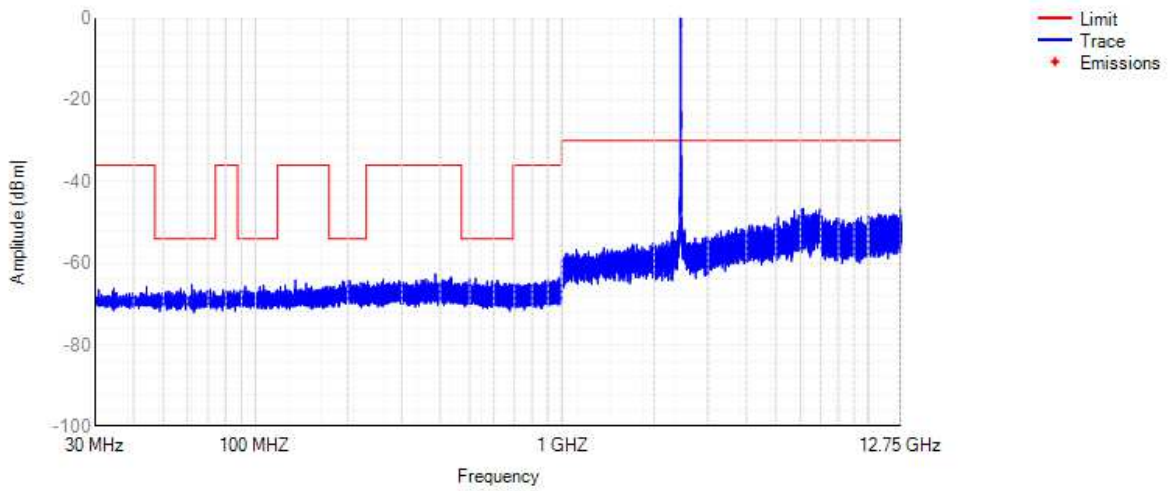
Transmitter unwanted emissions in the spurious domain



Tx. Spurious NVNT 802.11g 2442MHz

Frequency: 2442 MHz

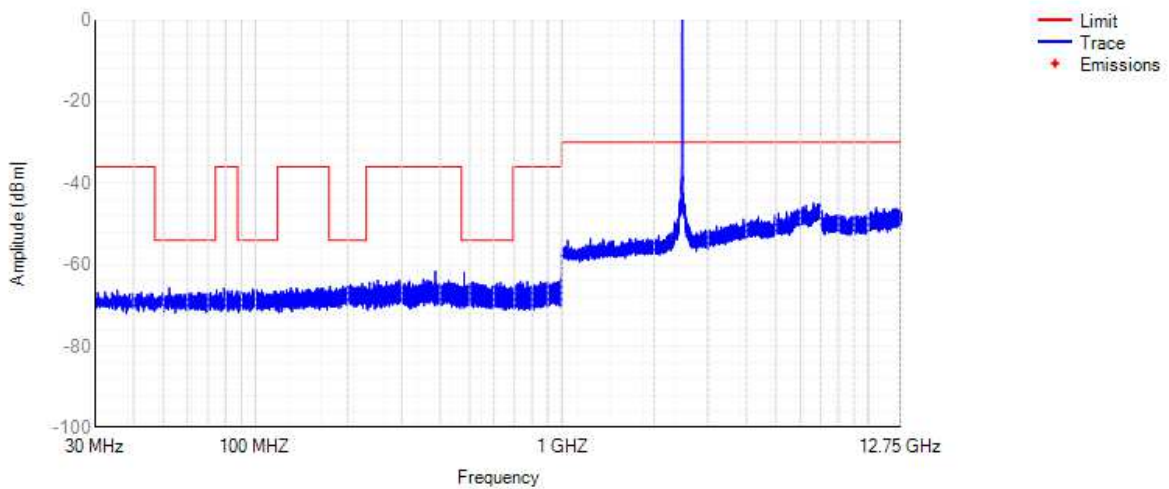
Transmitter unwanted emissions in the spurious domain



Tx. Spurious NVNT 802.11g 2472MHz

Frequency: 2472 MHz

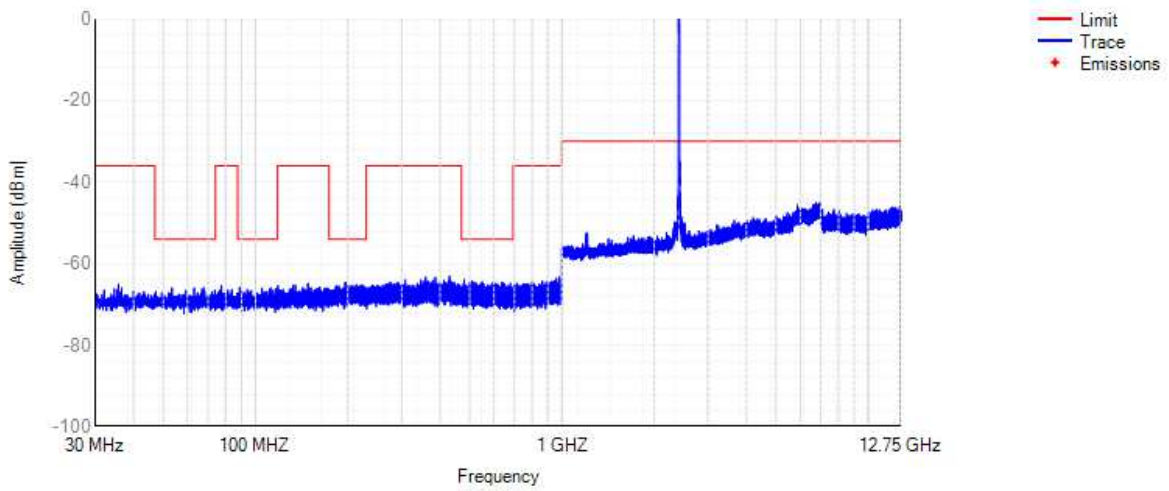
Transmitter unwanted emissions in the spurious domain



Tx. Spurious NVNT 802.11n(HT20) 2412MHz

Frequency: 2412 MHz

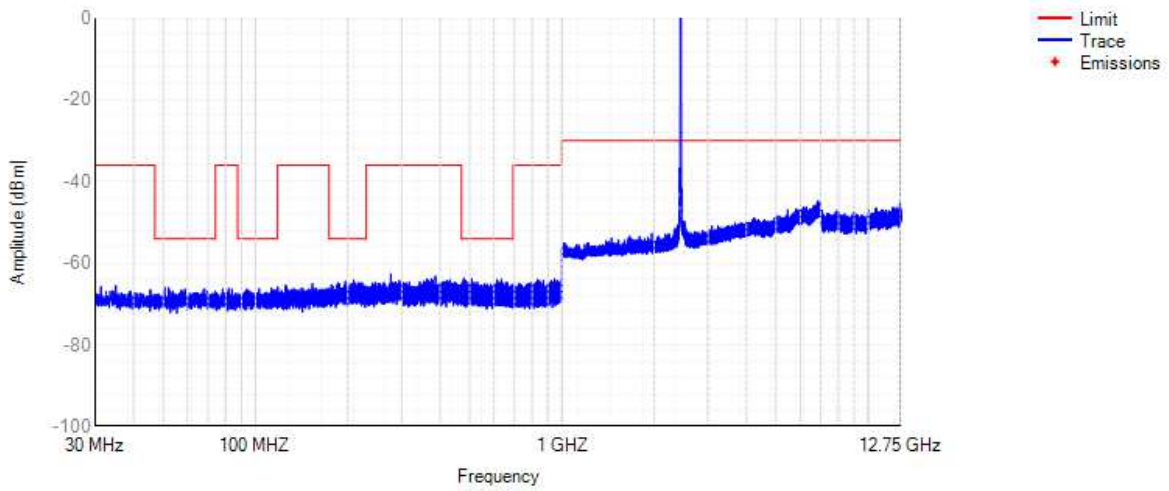
Transmitter unwanted emissions in the spurious domain



Tx. Spurious NVNT 802.11n(HT20) 2442MHz

Frequency: 2442 MHz

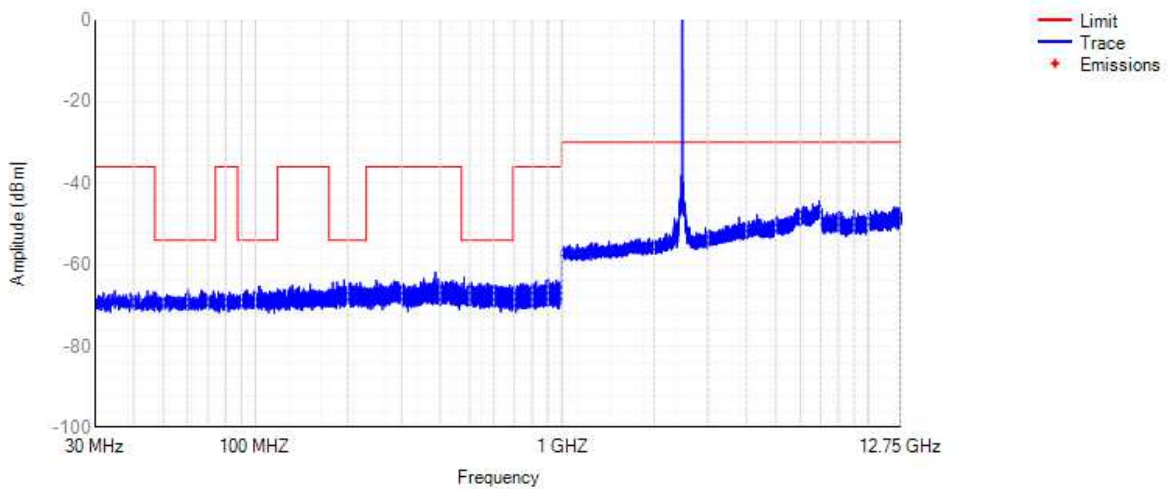
Transmitter unwanted emissions in the spurious domain



Tx. Spurious NVNT 802.11n(HT20) 2472MHz

Frequency: 2472 MHz

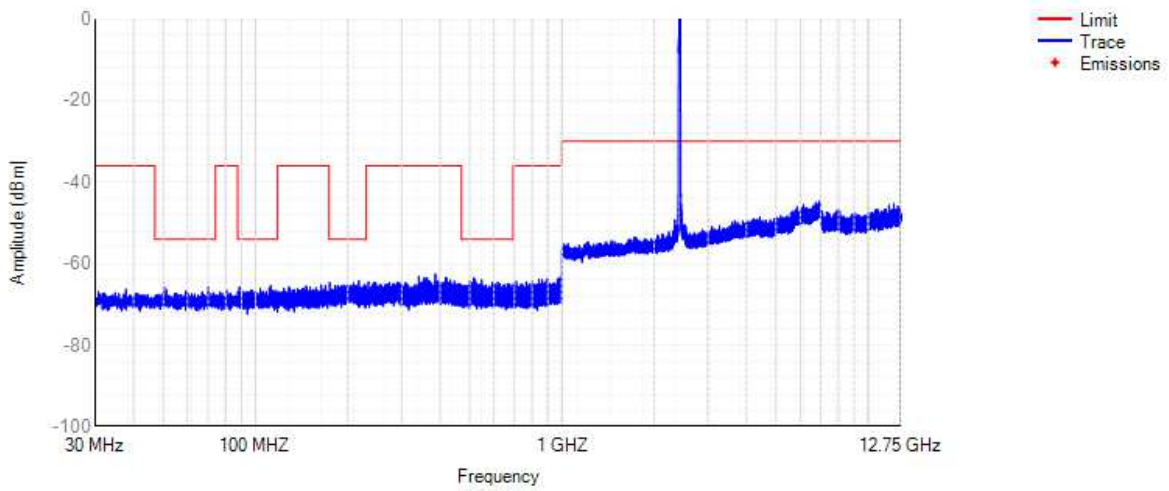
Transmitter unwanted emissions in the spurious domain



Tx. Spurious NVNT 802.11n(HT40) 2422MHz

Frequency: 2422 MHz

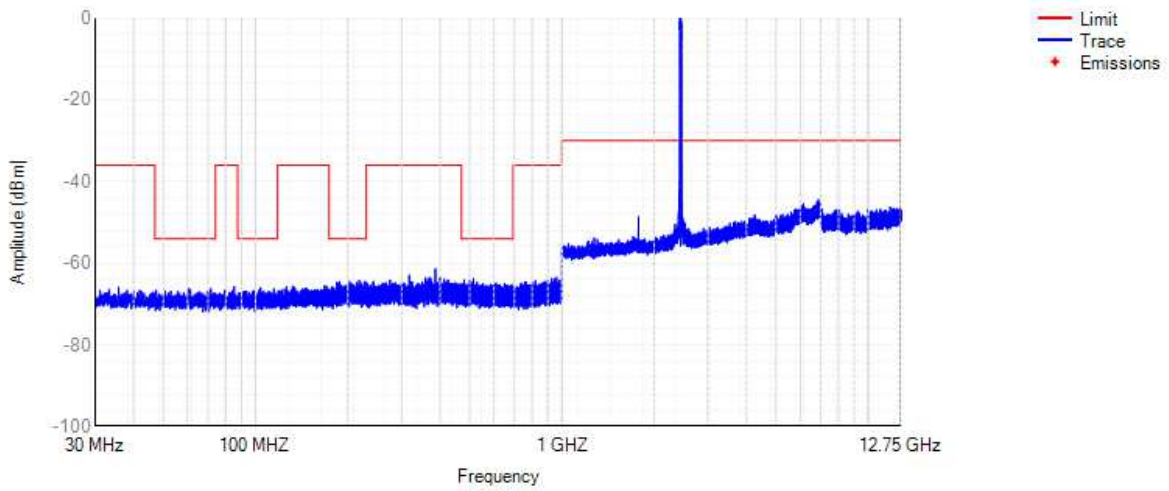
Transmitter unwanted emissions in the spurious domain



Tx. Spurious NVNT 802.11n(HT40) 2442MHz

Frequency: 2442 MHz

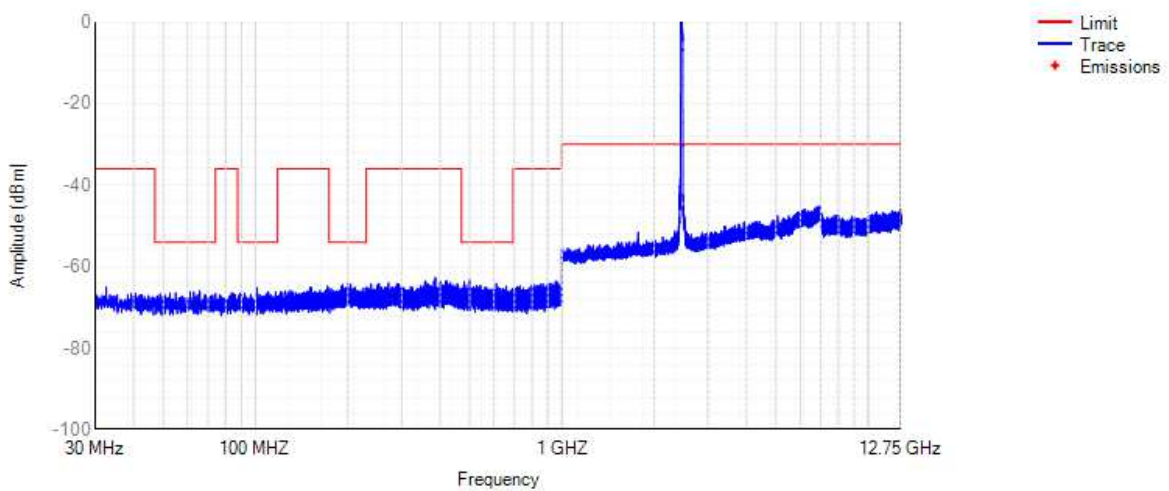
Transmitter unwanted emissions in the spurious domain



Tx. Spurious NVNT 802.11n(HT40) 2462MHz

Frequency: 2462 MHz

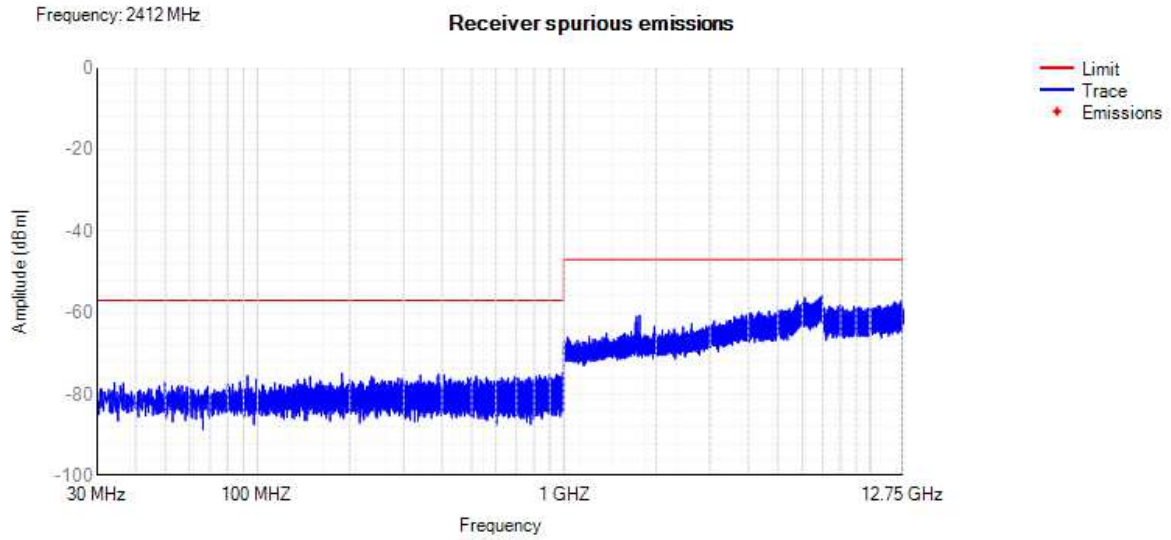
Transmitter unwanted emissions in the spurious domain



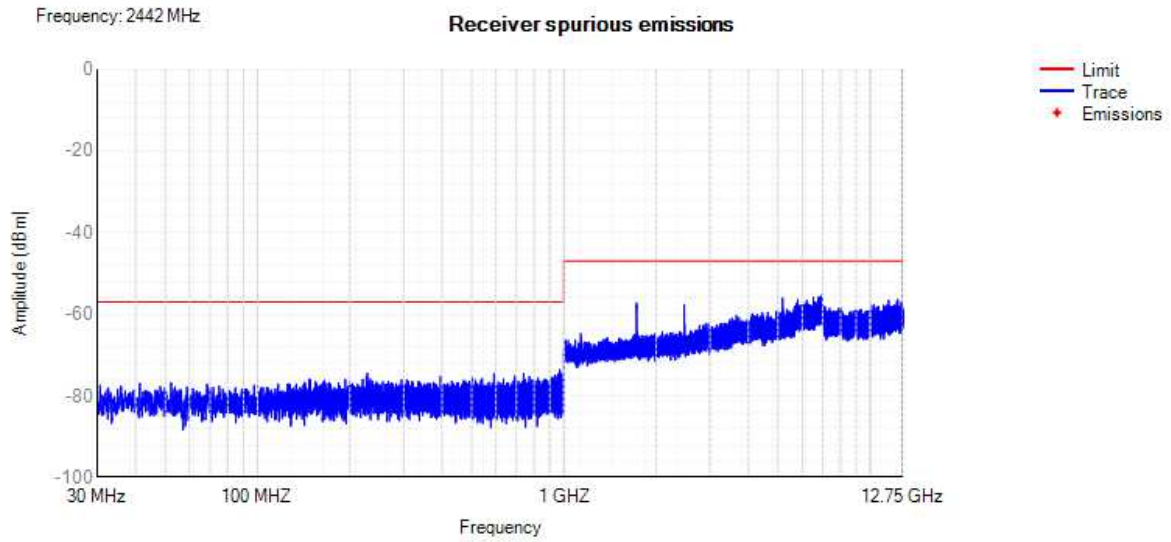
4.6 Receiver spurious emissions

Condition	Mode	Frequency (MHz)	Range	Spur Freq (MHz)	Spur Level Peak (dBm)	Spur Level RMS (dBm)	Limit (dBm)	Verdict
NVNT	802.11b	2412	30 MHz -1000 MHz	990.15	-74.8	NA	-57	Pass
NVNT	802.11b	2412	1000 MHz -12750 MHz	6971.5	-55.69	NA	-47	Pass
NVNT	802.11b	2442	30 MHz -1000 MHz	969.2	-73.58	NA	-57	Pass
NVNT	802.11b	2442	1000 MHz -12750 MHz	6978	-55.16	NA	-47	Pass
NVNT	802.11b	2472	30 MHz -1000 MHz	940.25	-73.58	NA	-57	Pass
NVNT	802.11b	2472	1000 MHz -12750 MHz	6888	-56.21	NA	-47	Pass
NVNT	802.11g	2412	30 MHz -1000 MHz	133.25	-74.24	NA	-57	Pass
NVNT	802.11g	2412	1000 MHz -12750 MHz	6790.5	-55.41	NA	-47	Pass
NVNT	802.11g	2442	30 MHz -1000 MHz	591.6	-74.32	NA	-57	Pass
NVNT	802.11g	2442	1000 MHz -12750 MHz	6853.5	-55.31	NA	-47	Pass
NVNT	802.11g	2472	30 MHz -1000 MHz	966.7	-74.09	NA	-57	Pass
NVNT	802.11g	2472	1000 MHz -12750 MHz	6940.5	-55.33	NA	-47	Pass
NVNT	802.11n(HT20)	2412	30 MHz -1000 MHz	966.75	-72.68	NA	-57	Pass
NVNT	802.11n(HT20)	2412	1000 MHz -12750 MHz	6894.5	-55.93	NA	-47	Pass
NVNT	802.11n(HT20)	2442	30 MHz -1000 MHz	883	-73.84	NA	-57	Pass
NVNT	802.11n(HT20)	2442	1000 MHz -12750 MHz	6882	-56.05	NA	-47	Pass
NVNT	802.11n(HT20)	2472	30 MHz -1000 MHz	893.25	-73.95	NA	-57	Pass
NVNT	802.11n(HT20)	2472	1000 MHz -12750 MHz	6949	-56.71	NA	-47	Pass
NVNT	802.11n(HT40)	2422	30 MHz -1000 MHz	531.15	-74.53	NA	-57	Pass
NVNT	802.11n(HT40)	2422	1000 MHz -12750 MHz	6917.5	-55	NA	-47	Pass
NVNT	802.11n(HT40)	2442	30 MHz -1000 MHz	629.65	-74.68	NA	-57	Pass
NVNT	802.11n(HT40)	2442	1000 MHz -12750 MHz	6837.5	-55.18	NA	-47	Pass
NVNT	802.11n(HT40)	2462	30 MHz -1000 MHz	935.1	-74.27	NA	-57	Pass
NVNT	802.11n(HT40)	2462	1000 MHz -12750 MHz	5173	-53.3	NA	-47	Pass

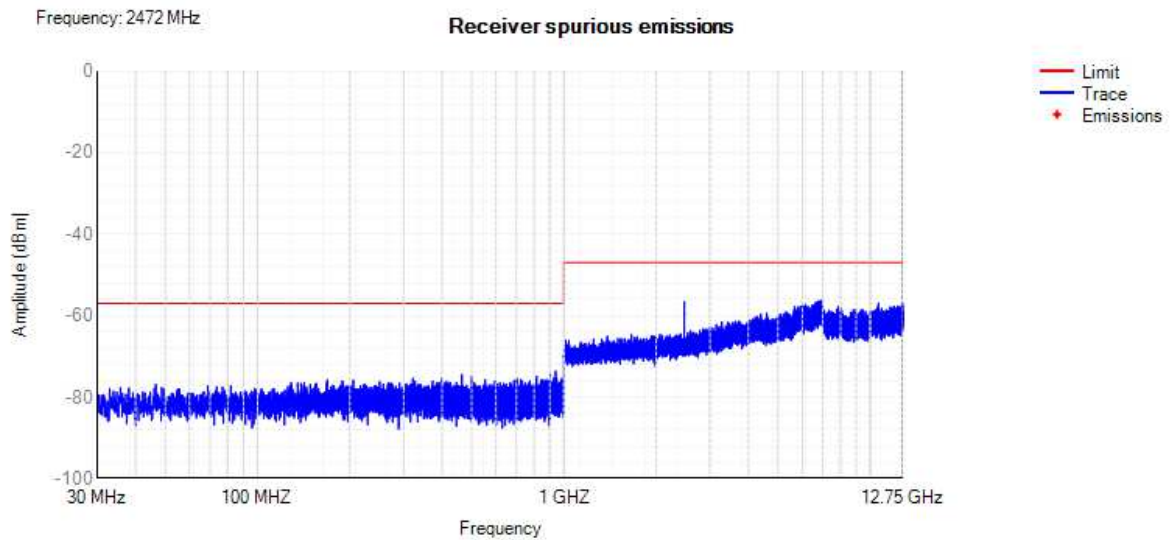
Rx. Spurious NVNT 802.11b 2412MHz



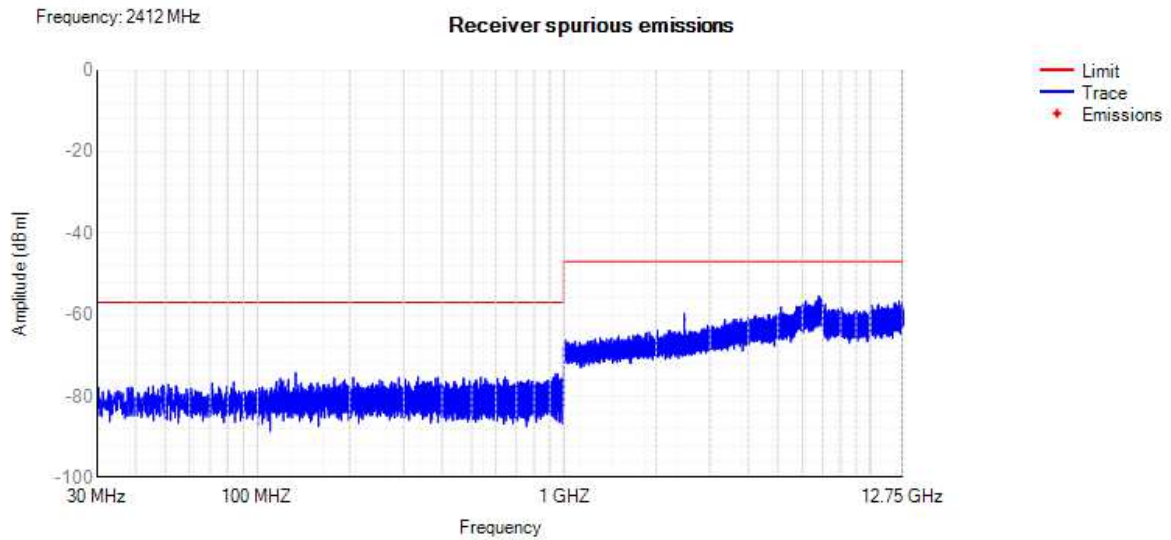
Rx. Spurious NVNT 802.11b 2442MHz



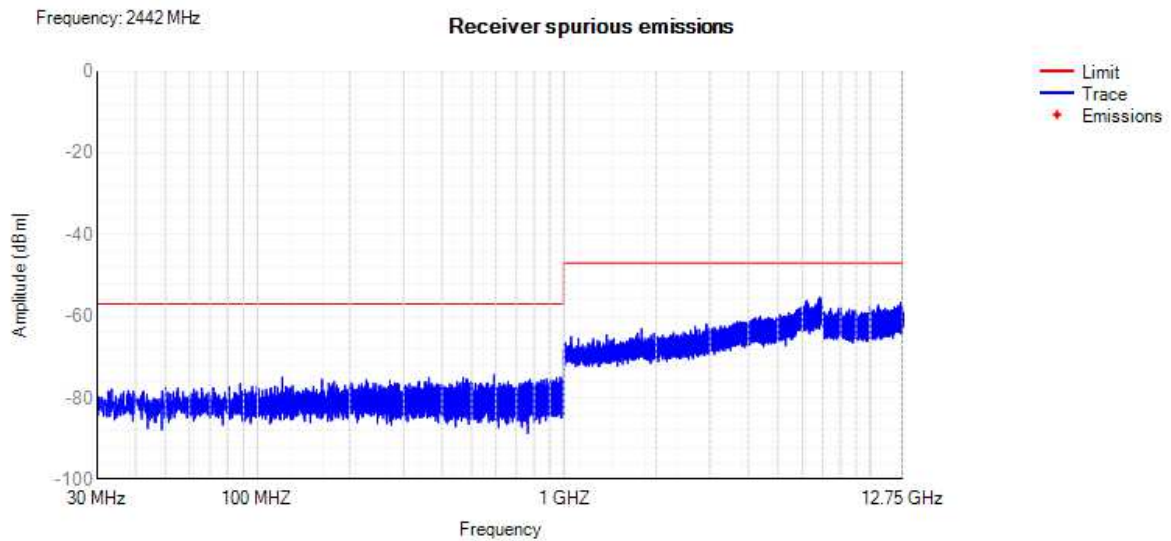
Rx. Spurious NVNT 802.11b 2472MHz



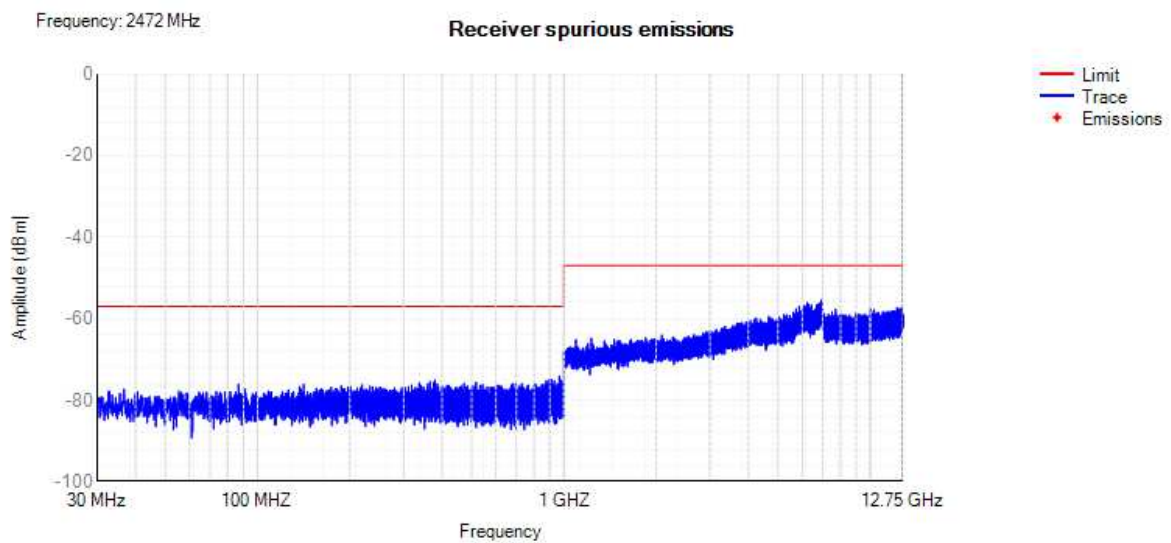
Rx. Spurious NVNT 802.11g 2412MHz



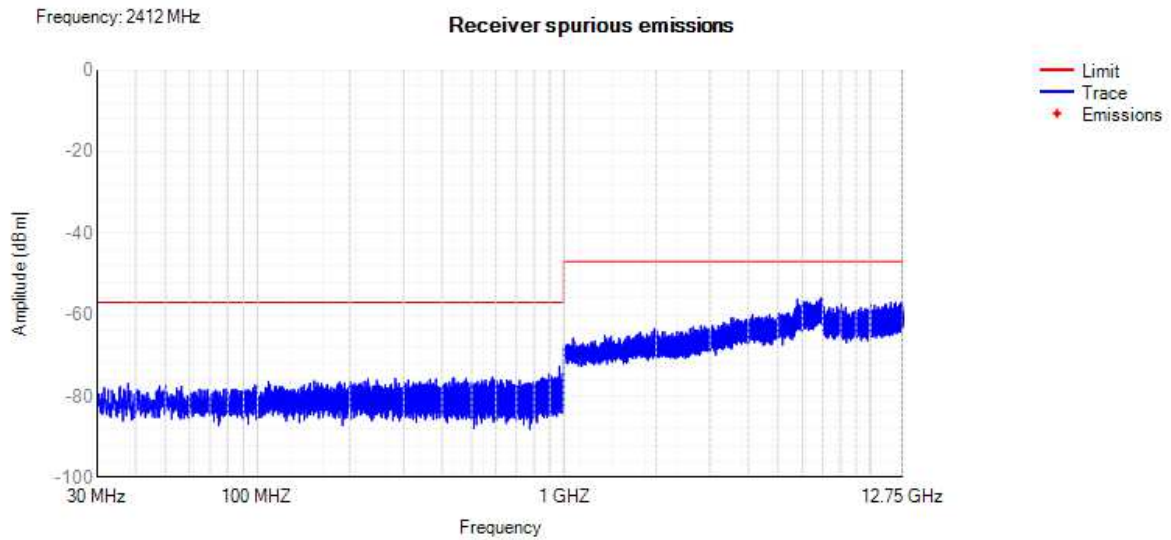
Rx. Spurious NVNT 802.11g 2442MHz



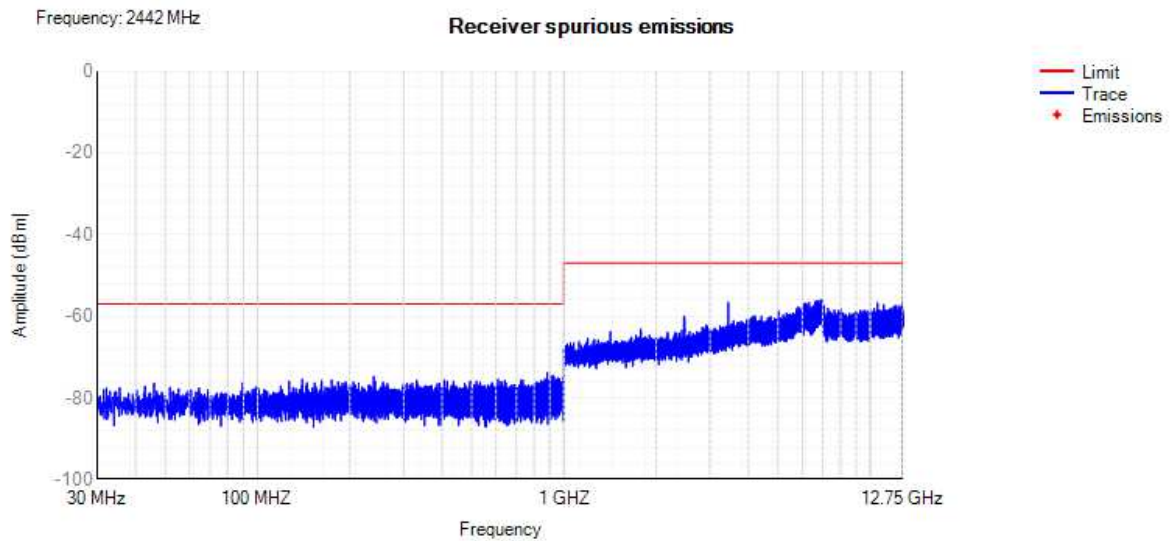
Rx. Spurious NVNT 802.11g 2472MHz



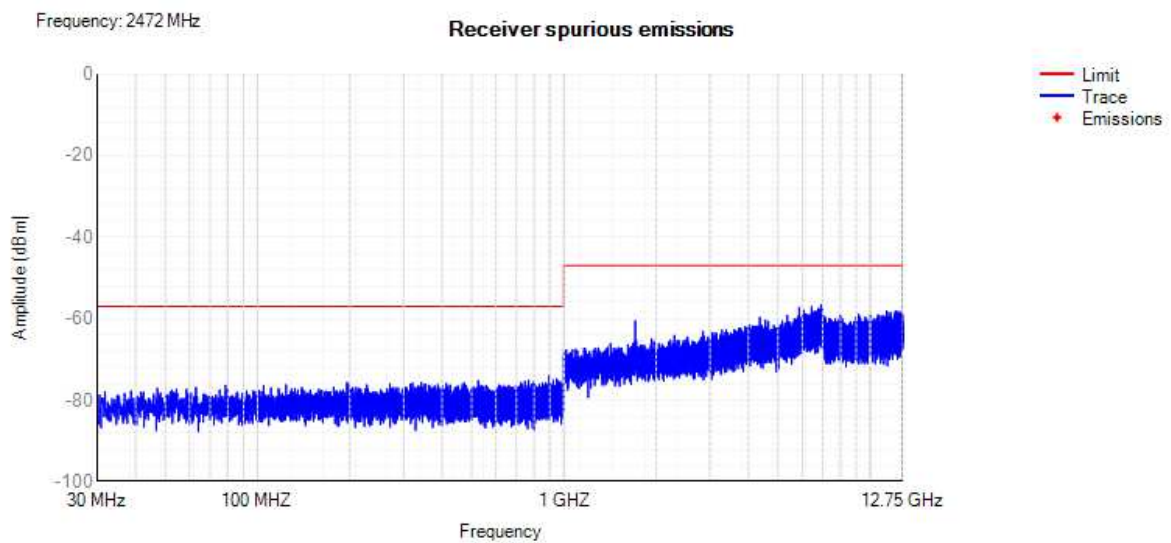
Rx. Spurious NVNT 802.11n(HT20) 2412MHz



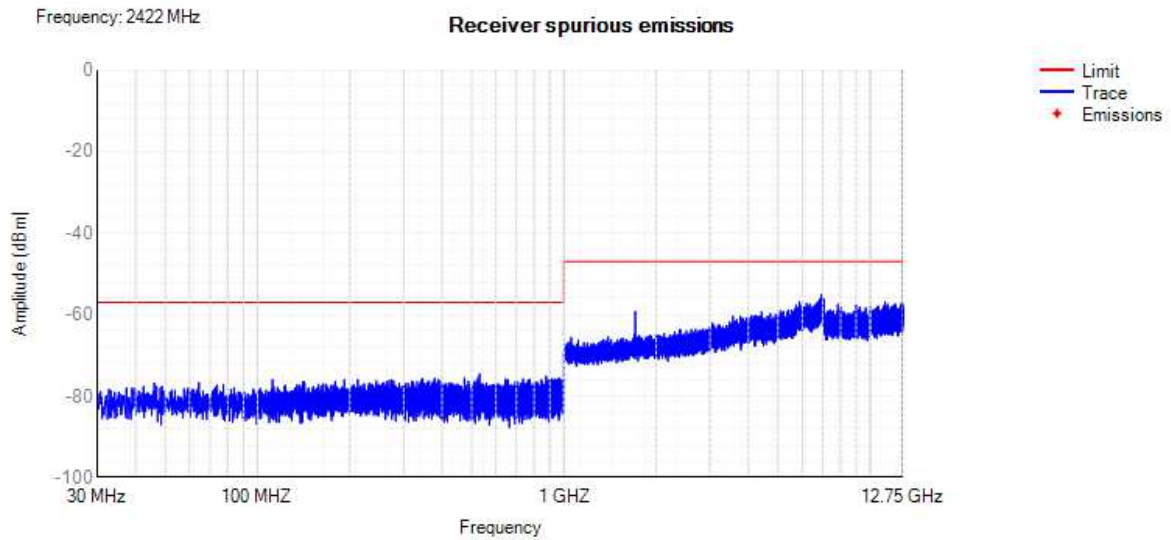
Rx. Spurious NVNT 802.11n(HT20) 2442MHz



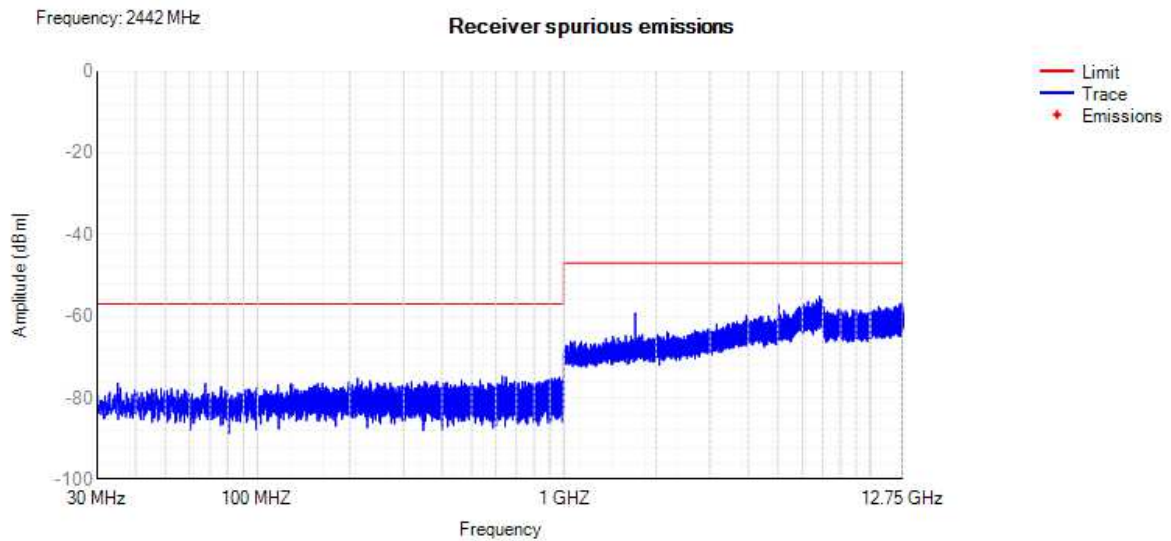
Rx. Spurious NVNT 802.11n(HT20) 2472MHz



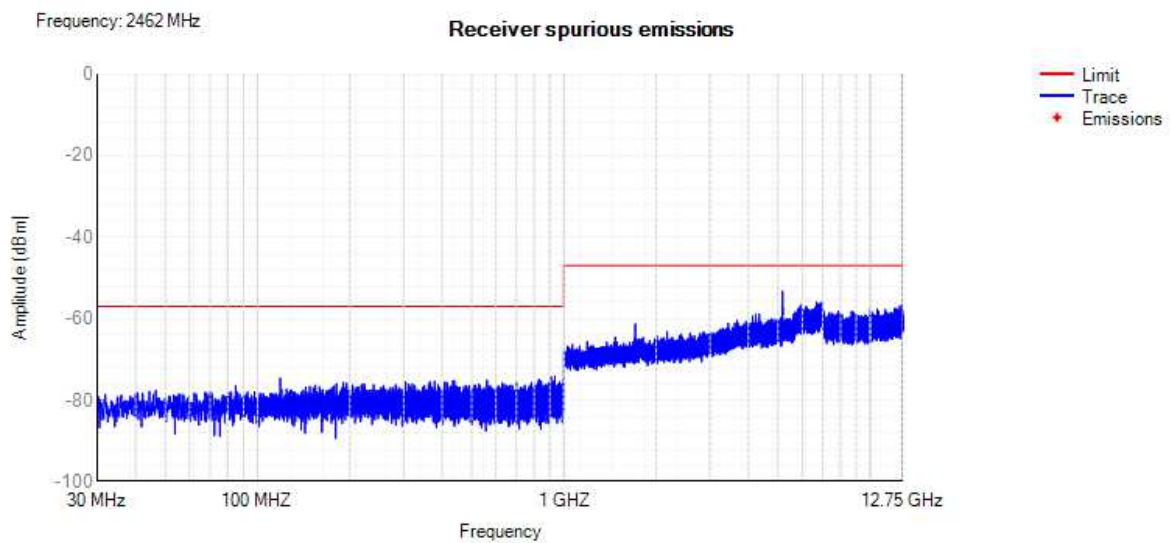
Rx. Spurious NVNT 802.11n(HT40) 2422MHz



Rx. Spurious NVNT 802.11n(HT40) 2442MHz



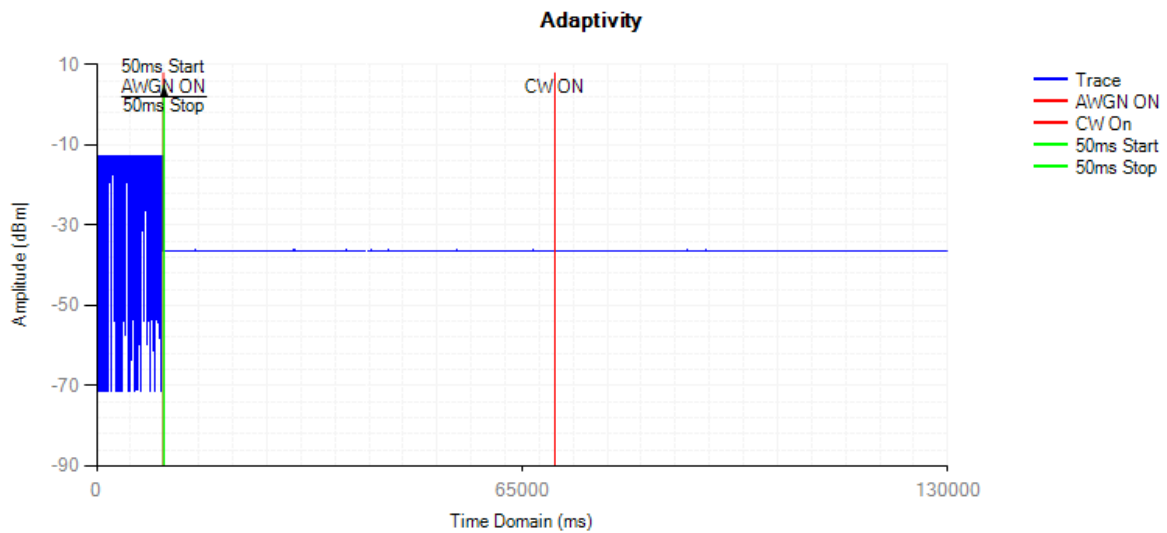
Rx. Spurious NVNT 802.11n(HT40) 2462MHz



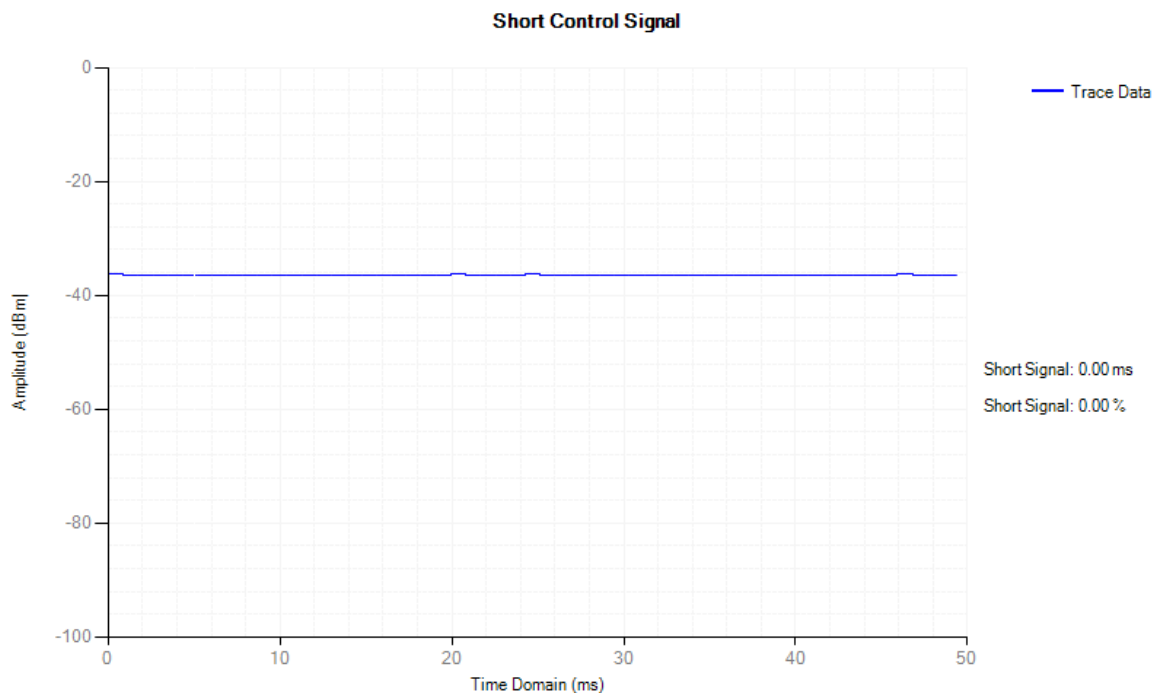
4.7 Adaptivity

Condition	Mode	Frequency (MHz)	AWGN Level (dBm/MHz)	CW Level (dBm)	Short Control Width (ms)	Short Control Ratio(%)	Limit (%)	Verdict
NVNT	802.11b	2412	-64	-35	0	0	<=10	Pass
NVNT	802.11b	2472	-64.47	-35	0	0	<=10	Pass
NVNT	802.11g	2412	-63.27	-35	0	0	<=10	Pass
NVNT	802.11g	2472	-63.4	-35	0	0	<=10	Pass
NVNT	802.11n(HT20)	2412	-63.49	-35	0	0	<=10	Pass
NVNT	802.11n(HT20)	2472	-63.8	-35	0	0	<=10	Pass
NVNT	802.11n(HT40)	2422	-62.66	-35	2.6	5.2	<=10	Pass
NVNT	802.11n(HT40)	2462	-63.21	-35	0.87	1.74	<=10	Pass

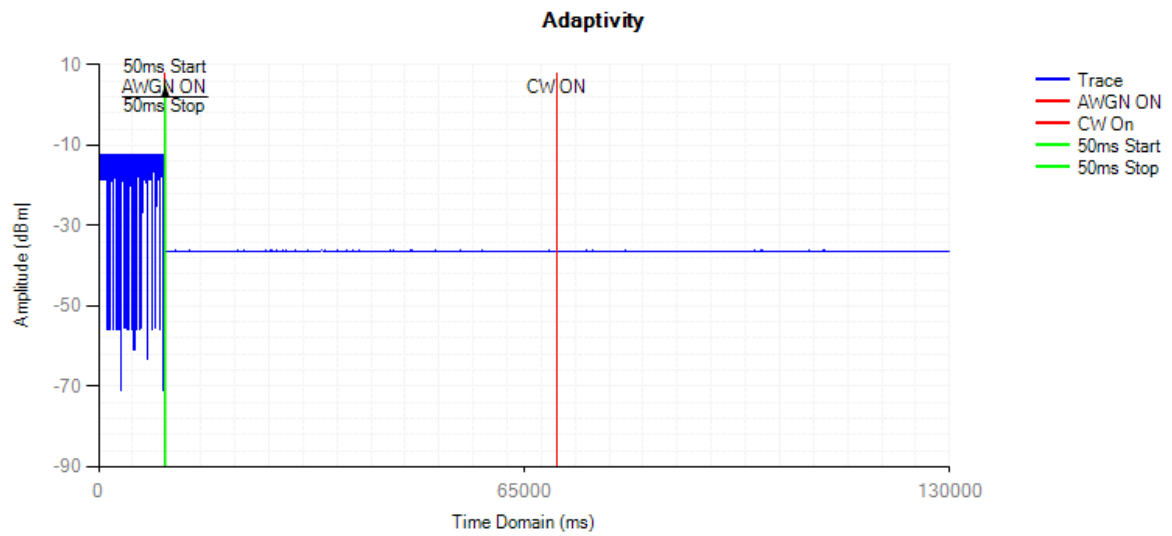
Adaptivity NVNT 802.11b 2412MHz



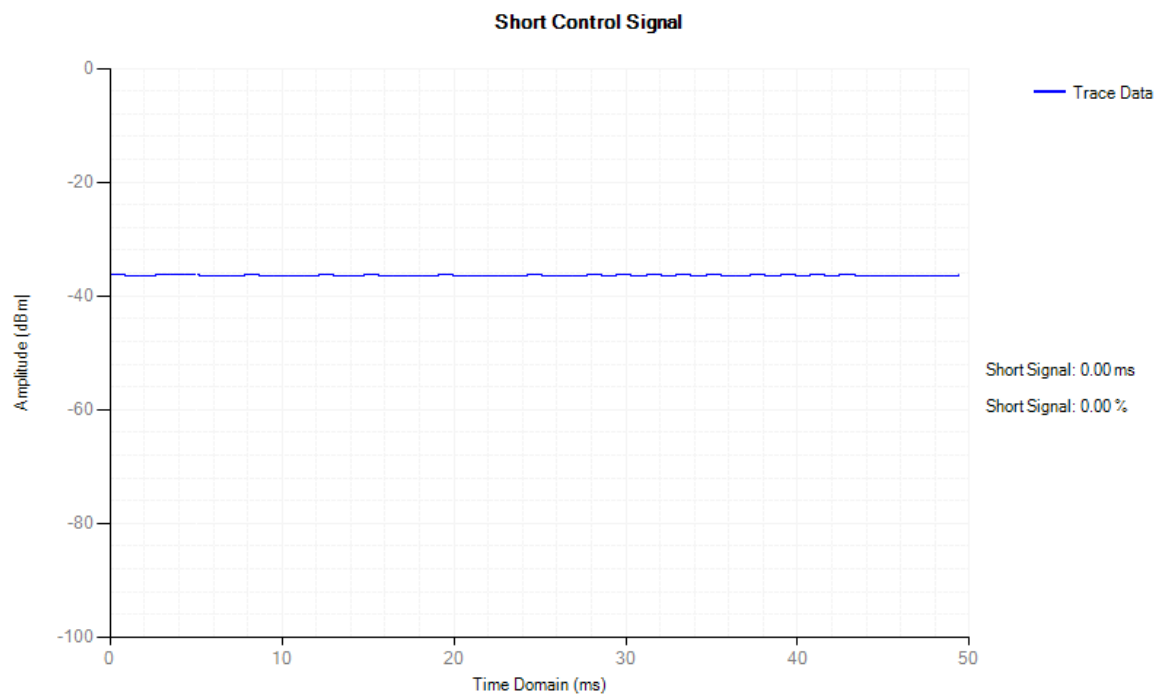
Control Signal NVNT 802.11b 2412MHz



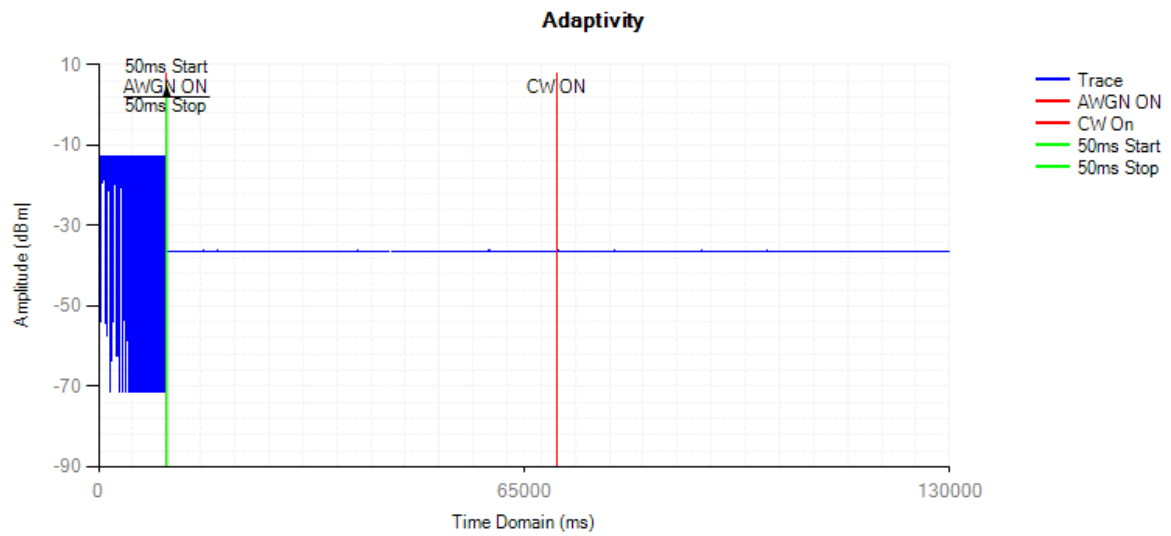
Adaptivity NVNT 802.11b 2472MHz



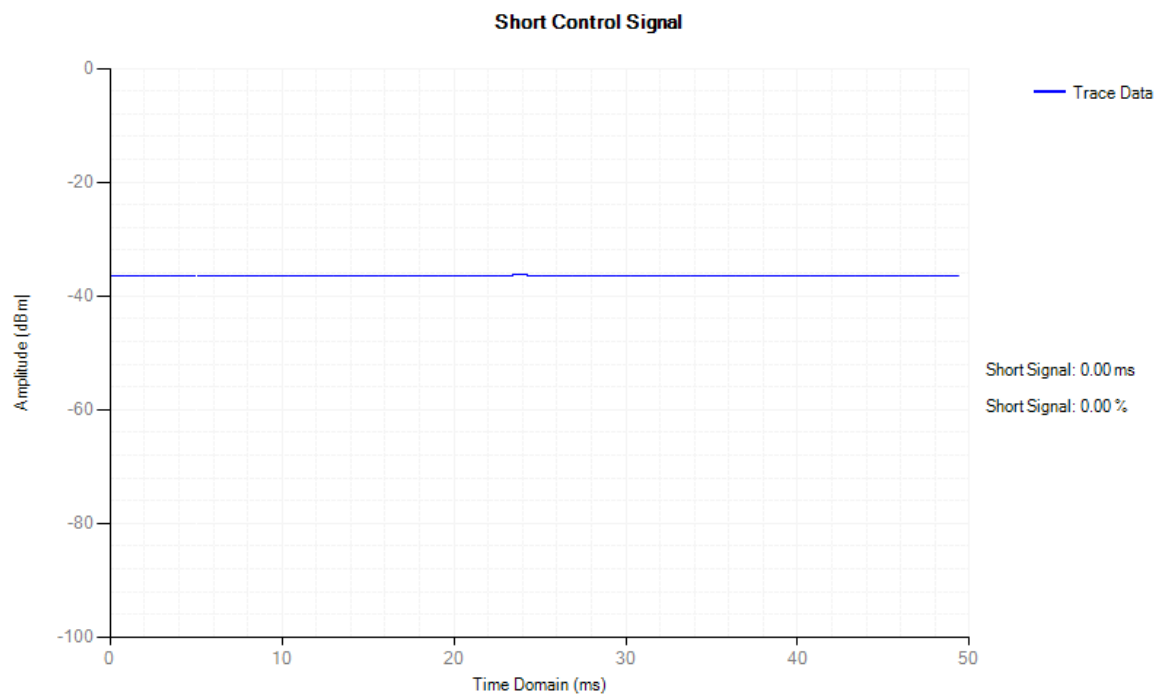
Control Signal NVNT 802.11b 2472MHz



Adaptivity NVNT 802.11g 2412MHz

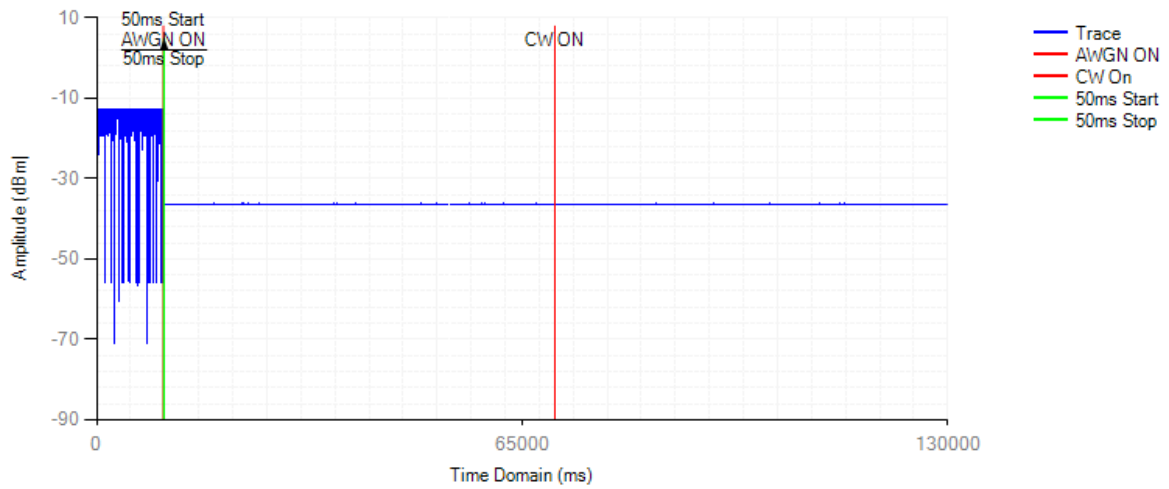


Control Signal NVNT 802.11g 2412MHz



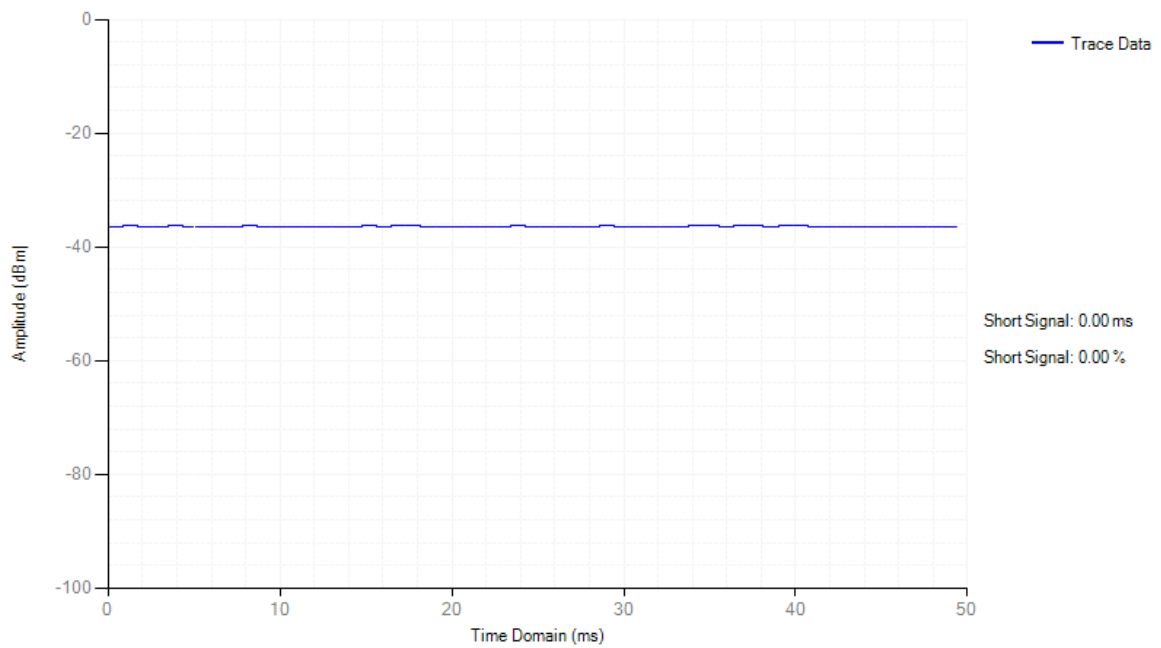
Adaptivity NVNT 802.11g 2472MHz

Adaptivity

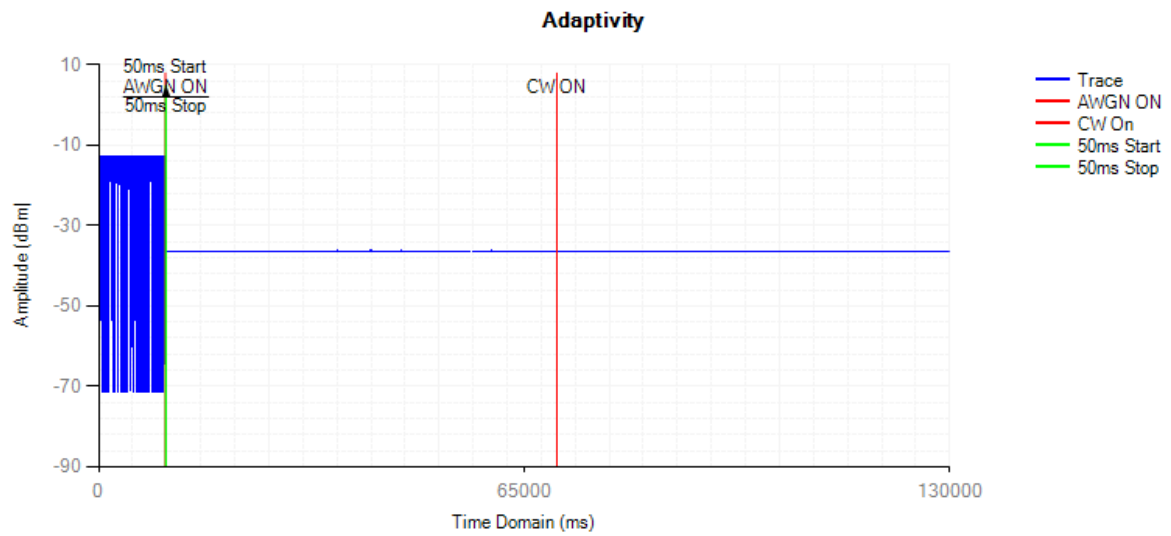


Control Signal NVNT 802.11g 2472MHz

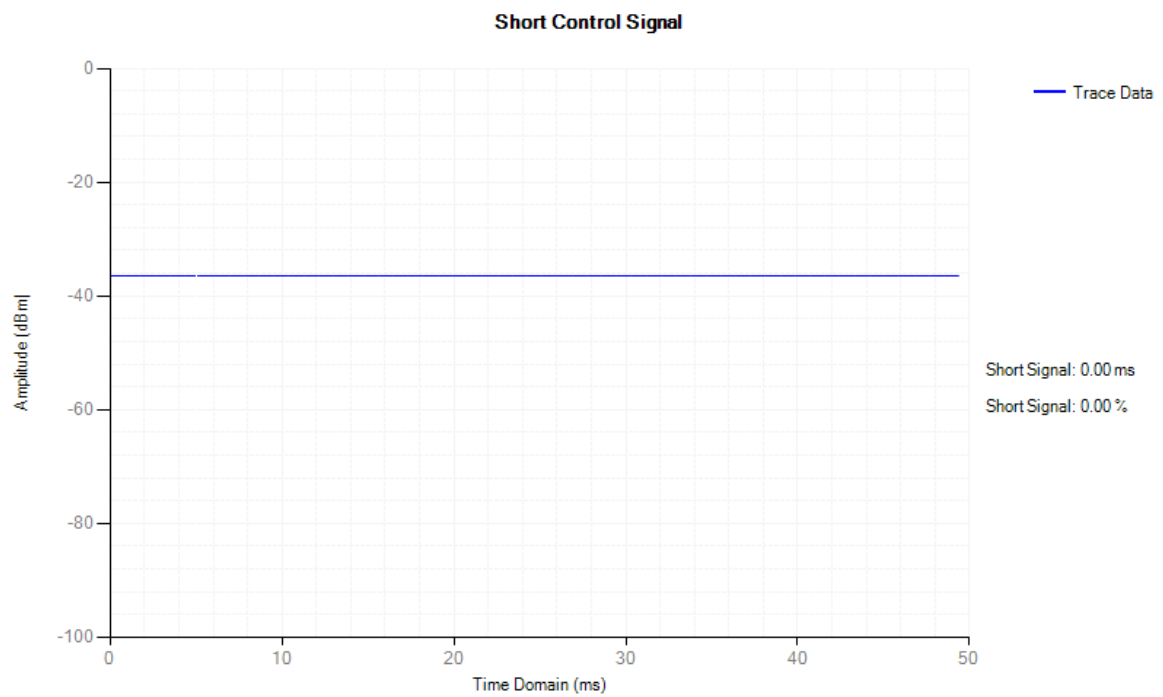
Short Control Signal



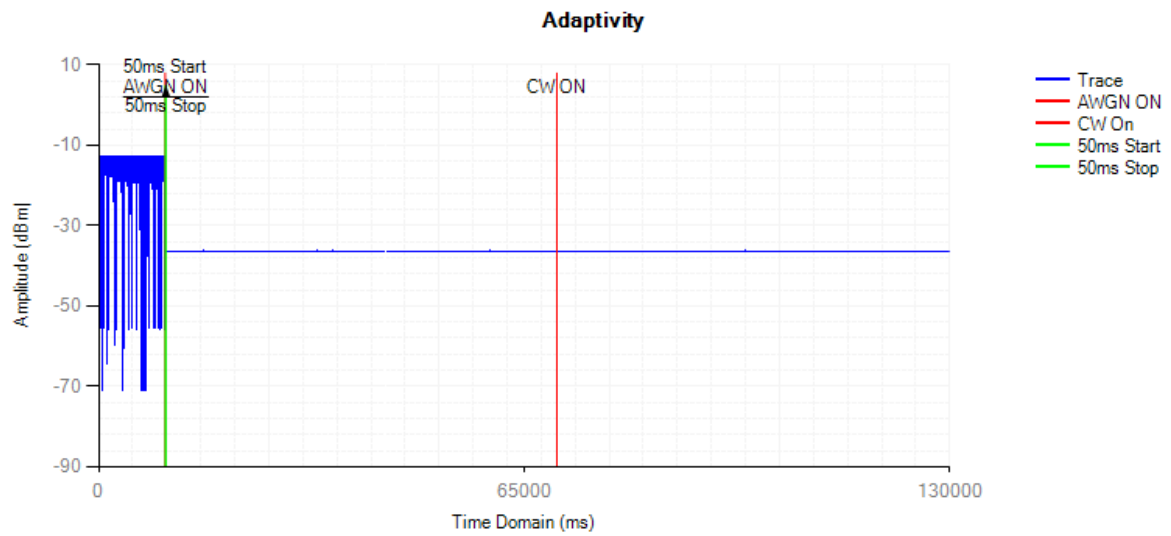
Adaptivity NVNT 802.11n(HT20) 2412MHz



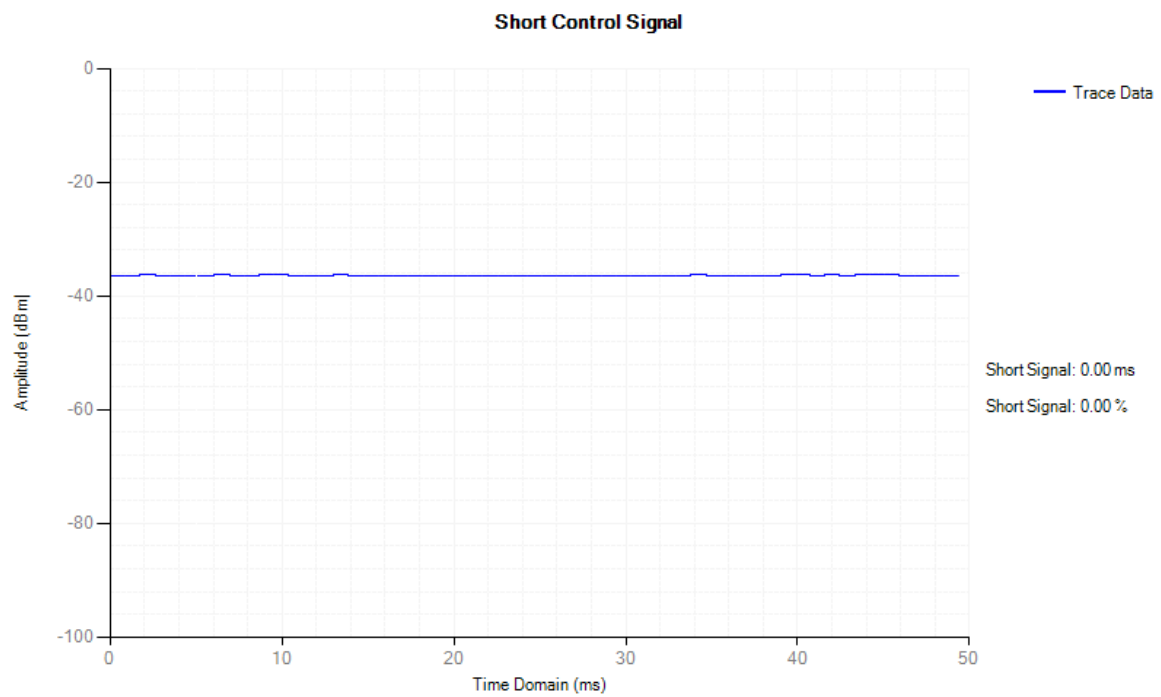
Control Signal NVNT 802.11n(HT20) 2412MHz



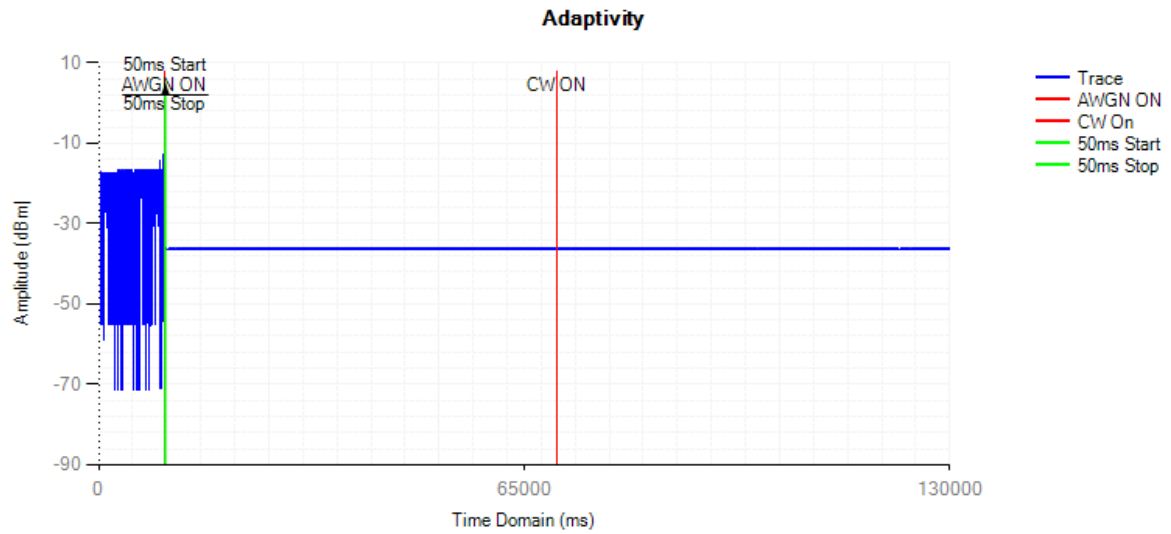
Adaptivity NVNT 802.11n(HT20) 2472MHz



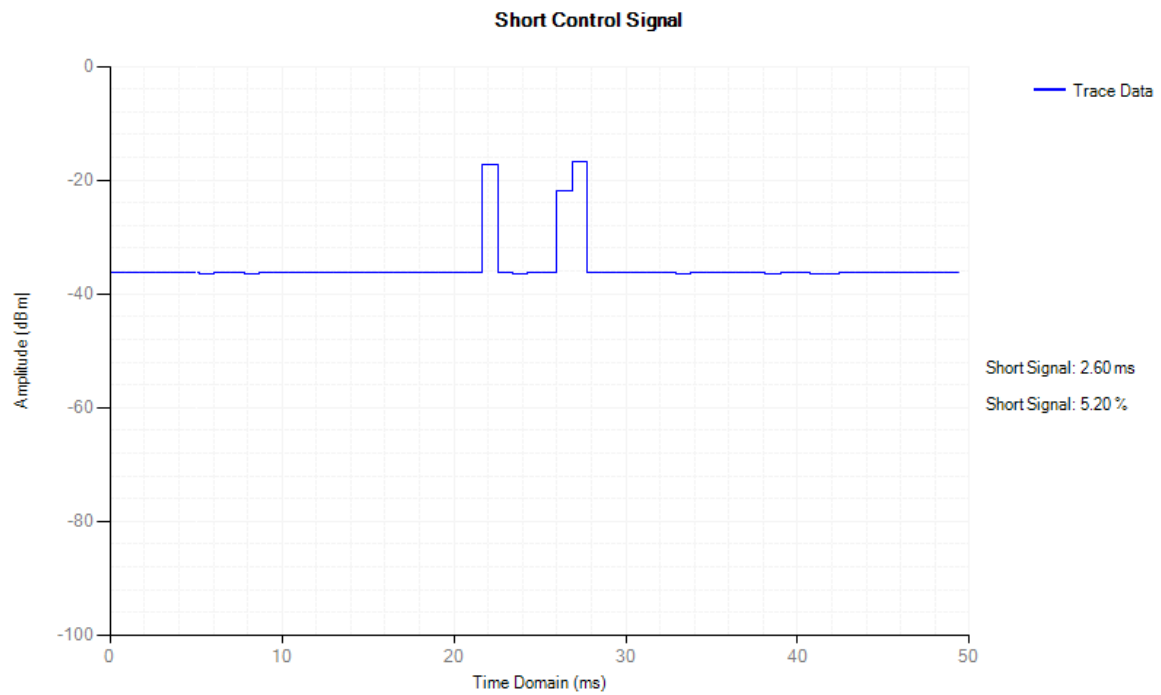
Control Signal NVNT 802.11n(HT20) 2472MHz



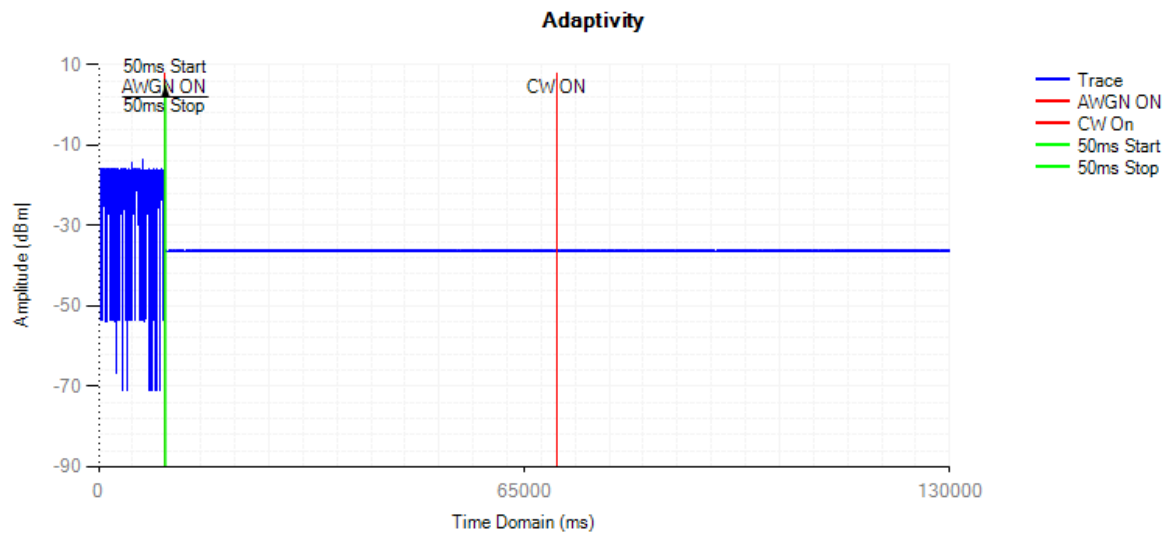
Adaptivity NVNT 802.11n(HT40) 2422MHz



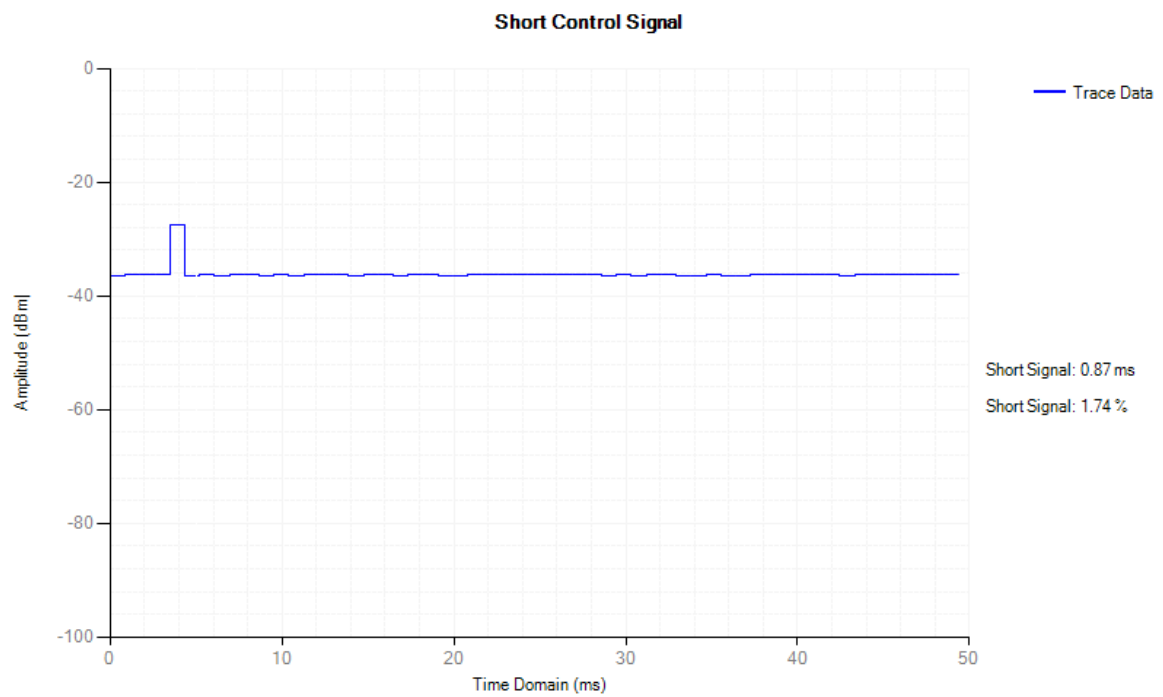
Control Signal NVNT 802.11n(HT40) 2422MHz



Adaptivity NVNT 802.11n(HT40) 2462MHz



Control Signal NVNT 802.11n(HT40) 2462MHz

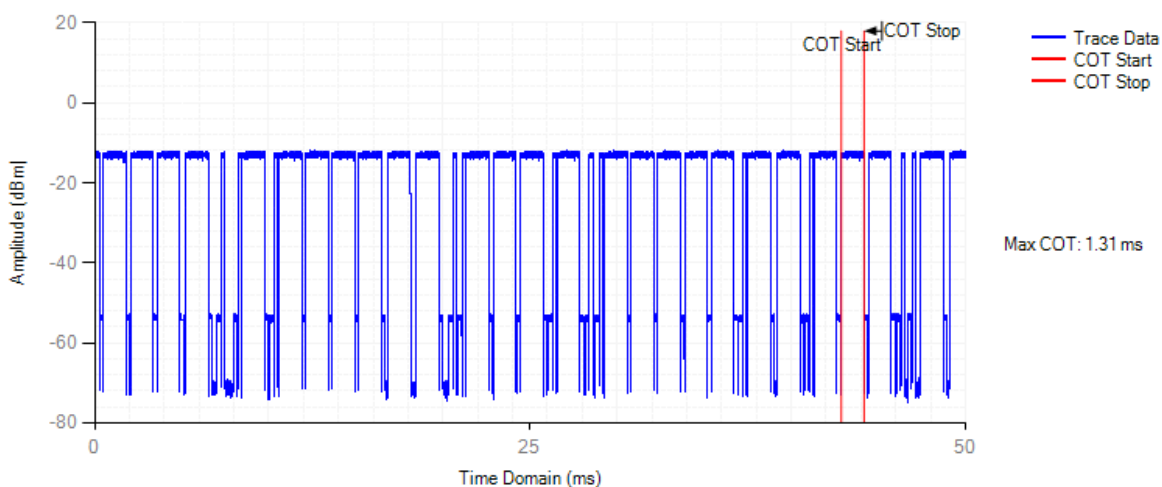


4.8Adaptivity COT Channel Occupancy Time

Condition	Mode	Frequency (MHz)	Priority Class	Max COT (ms)	Limit COT (ms)	Min Idle Time (ms)	Limit Idle Time (ms)	Verdict
NVNT	802.11b	2412	1	1.307	<=13	0.04	>0.018	Pass
NVNT	802.11b	2472	1	2.412	<=13	0.04	>0.018	Pass
NVNT	802.11g	2412	1	1.303	<=13	0.057	>0.018	Pass
NVNT	802.11g	2472	1	2.413	<=13	0.04	>0.018	Pass
NVNT	802.11n(HT20)	2412	1	1.303	<=13	0.04	>0.018	Pass
NVNT	802.11n(HT20)	2472	1	1.91	<=13	0.04	>0.018	Pass
NVNT	802.11n(HT40)	2422	1	2.313	<=13	0.055	>0.018	Pass
NVNT	802.11n(HT40)	2462	1	2.313	<=13	0.057	>0.018	Pass

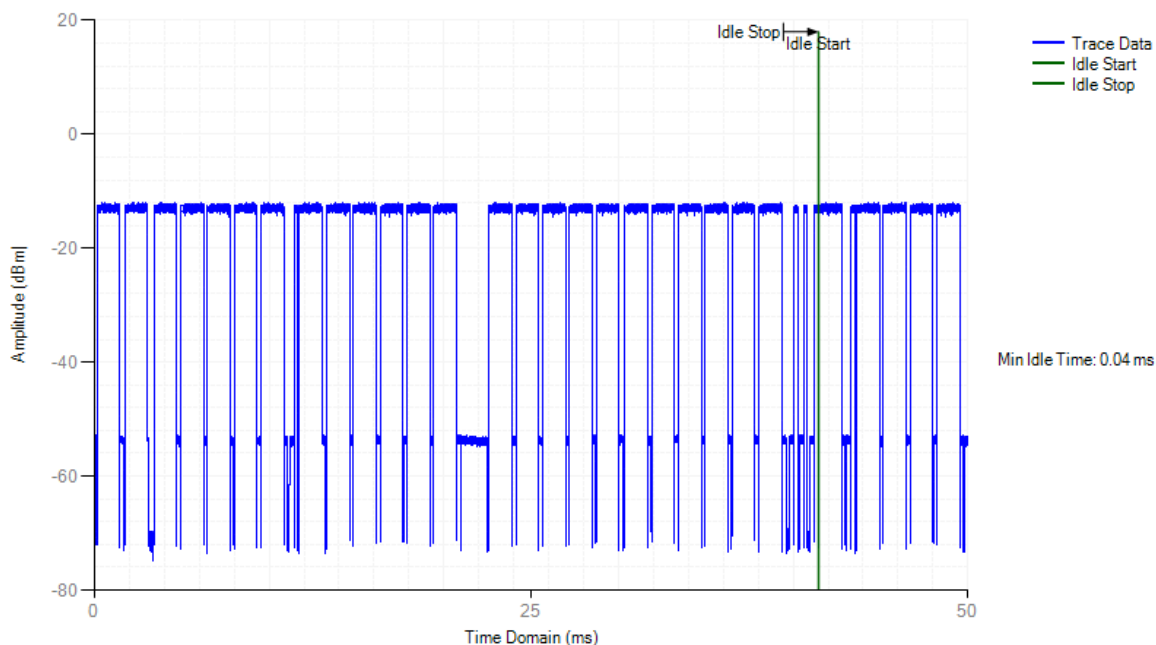
COT NVNT 802.11b 2412MHz

Channel Occupation Time



Idle NVNT 802.11b 2412MHz

Channel Occupation Time



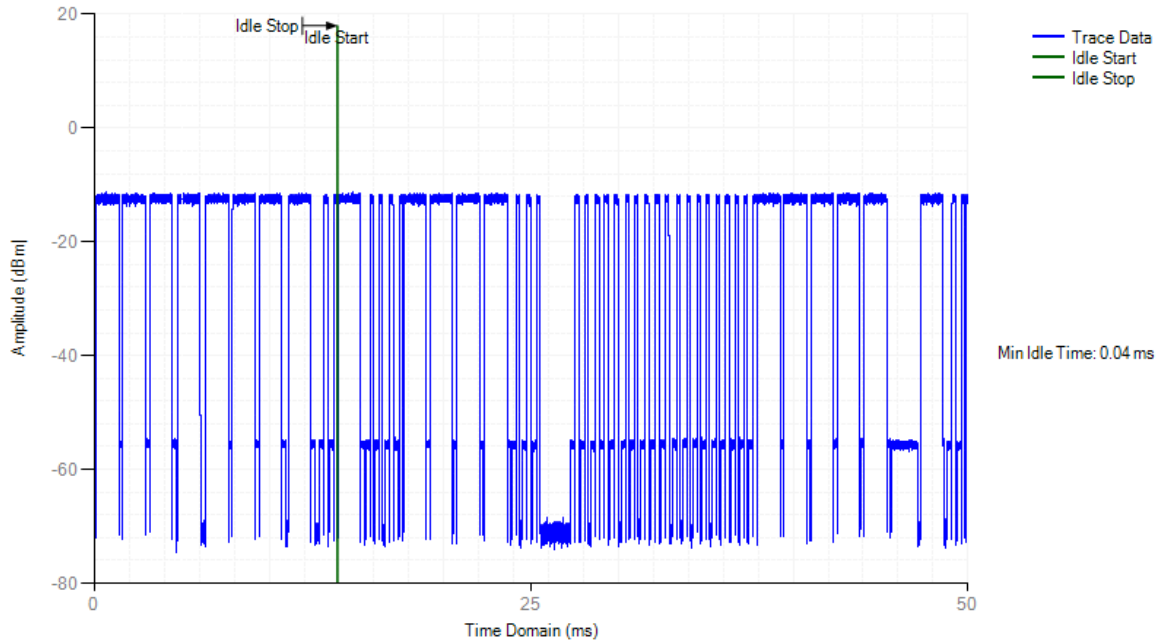
COT NVNT 802.11b 2472MHz

Channel Occupation Time



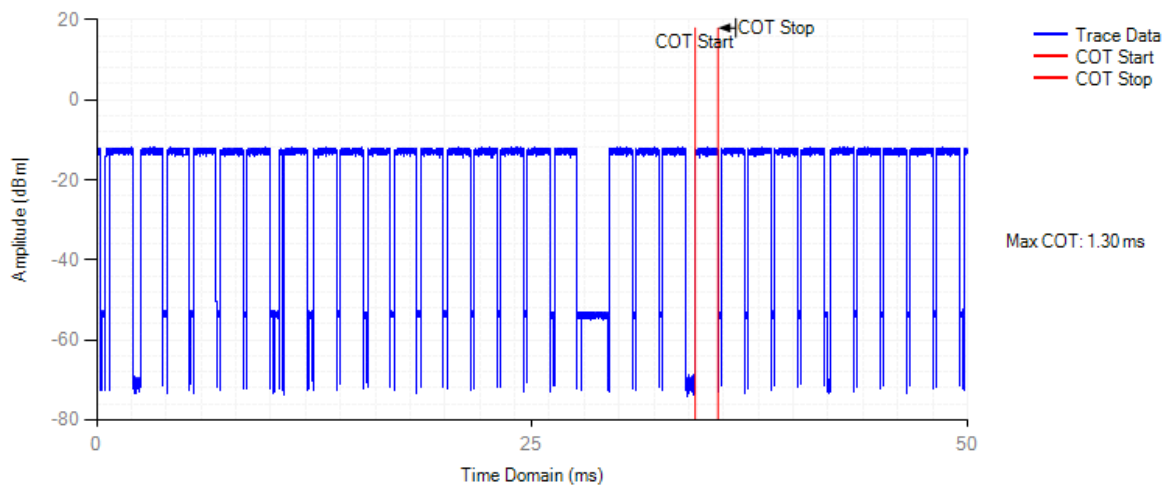
Idle NVNT 802.11b 2472MHz

Channel Occupation Time



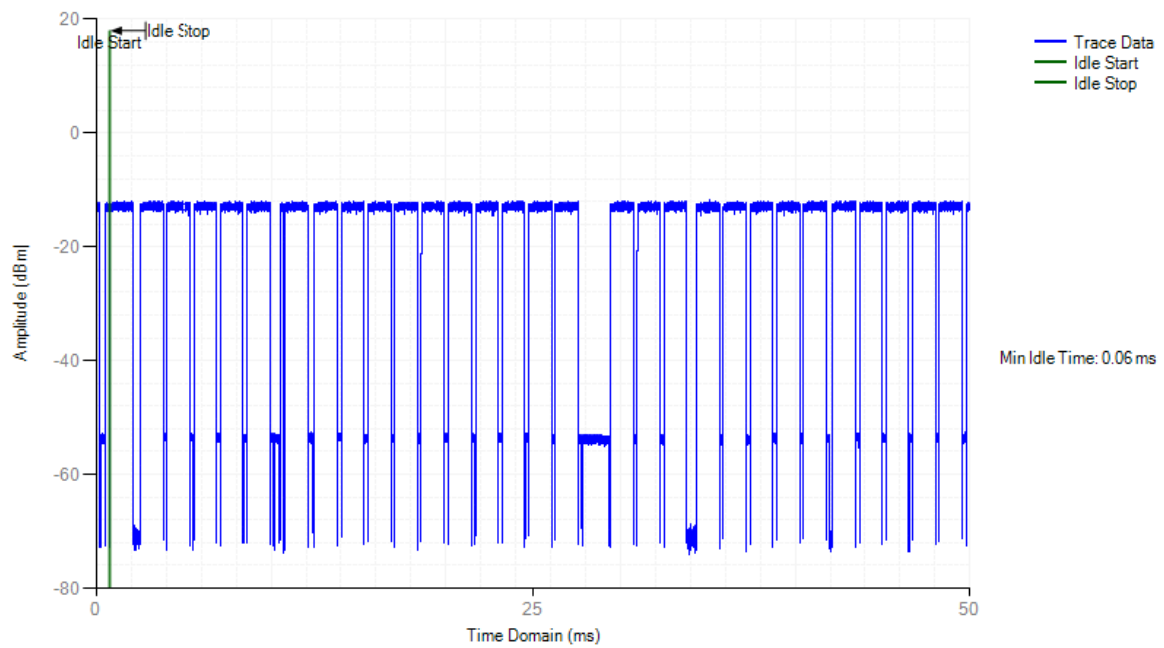
COT NVNT 802.11g 2412MHz

Channel Occupation Time



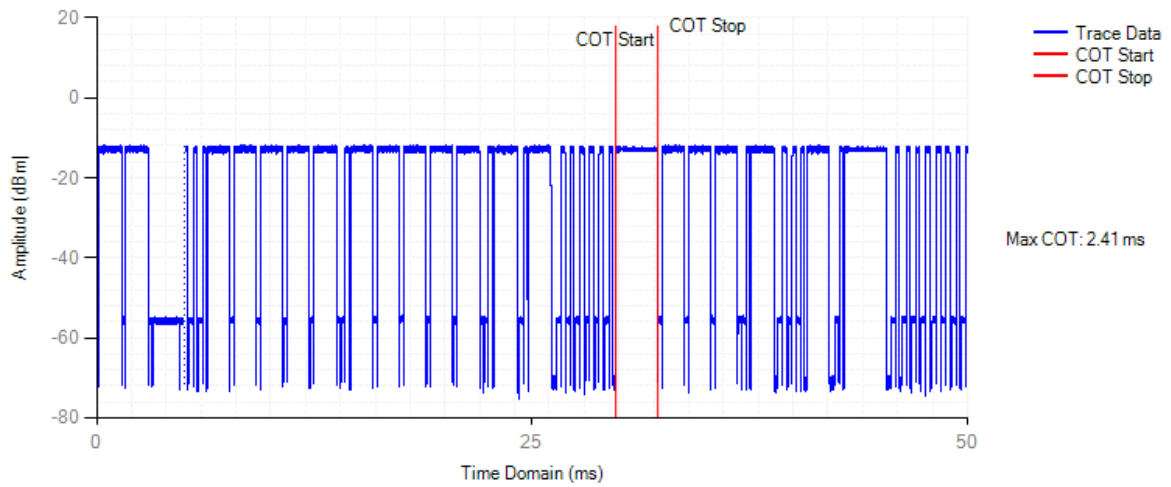
Idle NVNT 802.11g 2412MHz

Channel Occupation Time



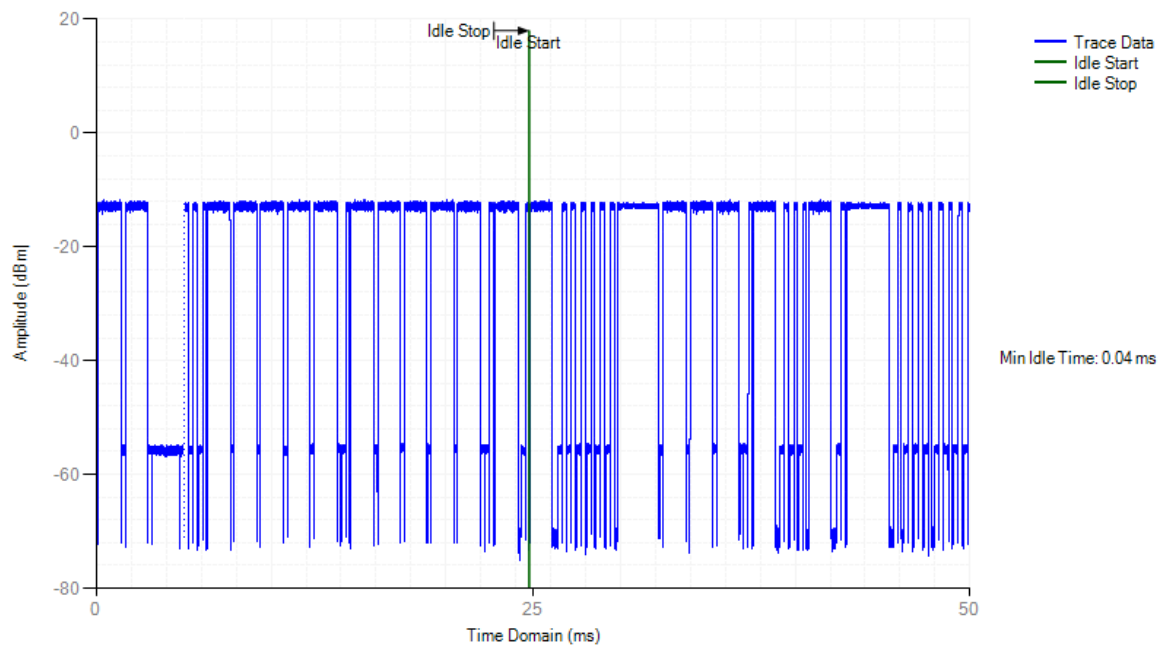
COT NVNT 802.11g 2472MHz

Channel Occupation Time



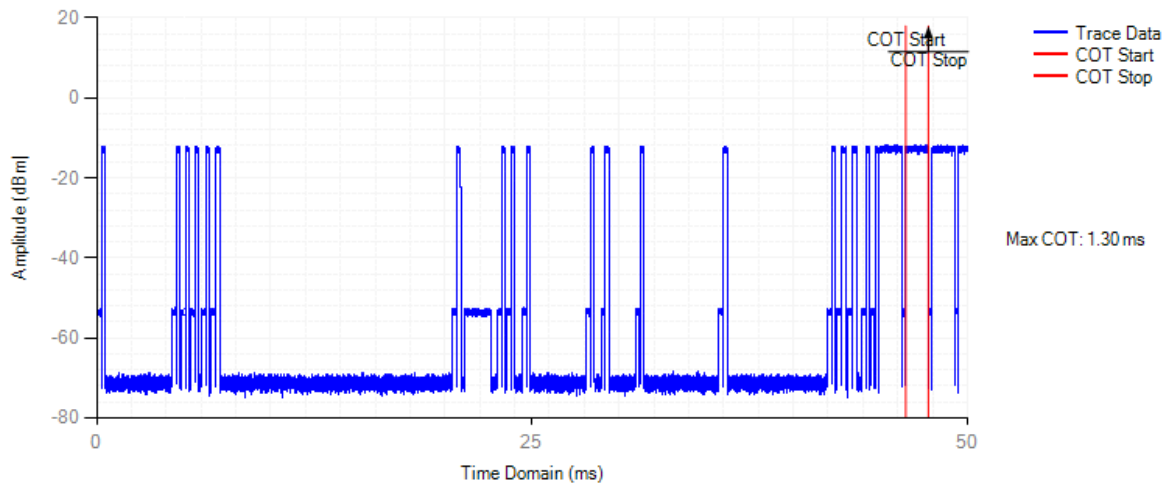
Idle NVNT 802.11g 2472MHz

Channel Occupation Time



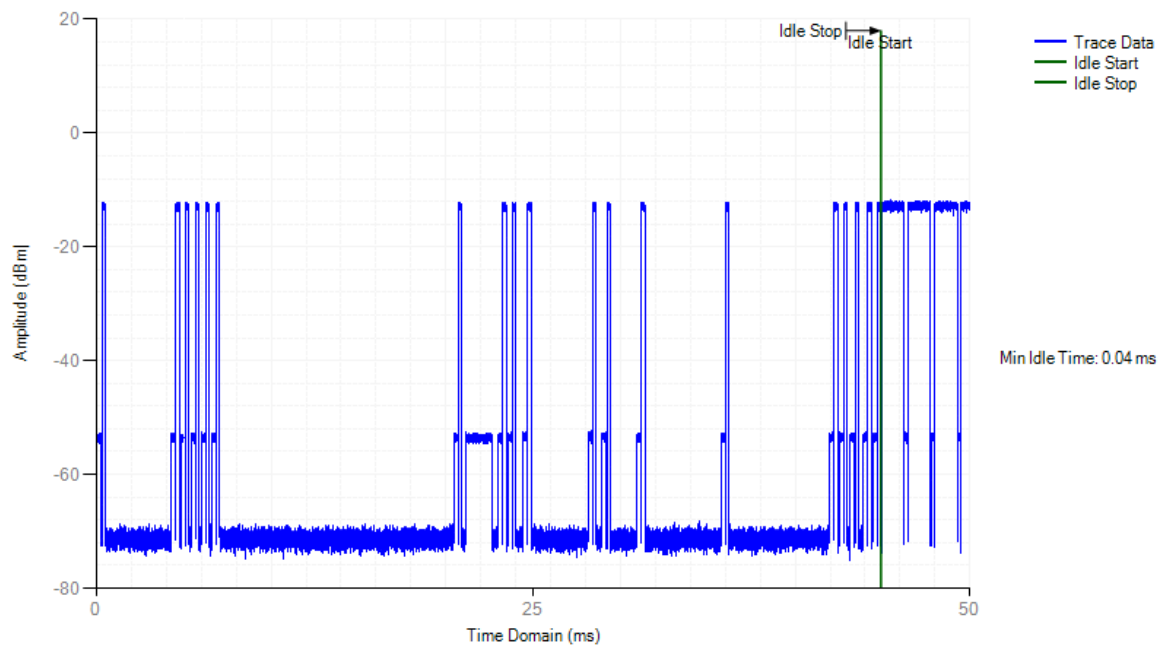
COT NVNT 802.11n(HT20) 2412MHz

Channel Occupation Time



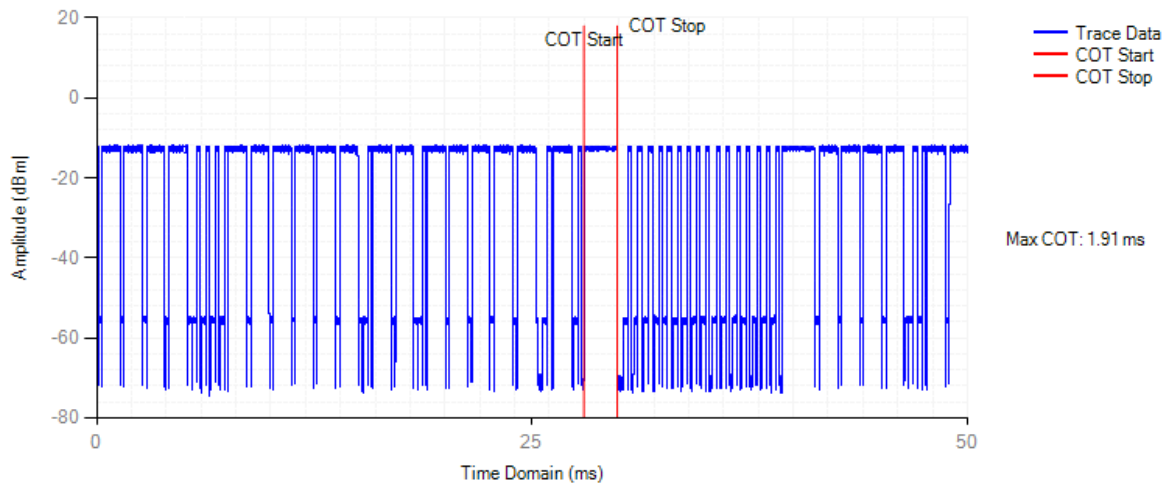
Idle NVNT 802.11n(HT20) 2412MHz

Channel Occupation Time



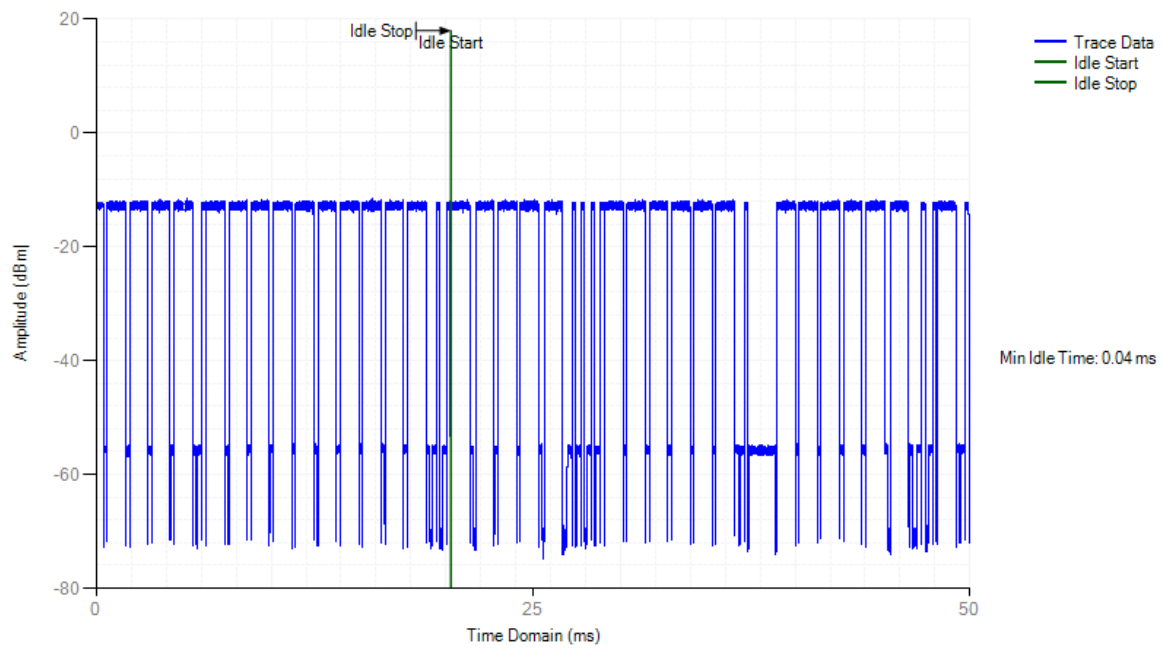
COT NVNT 802.11n(HT20) 2472MHz

Channel Occupation Time



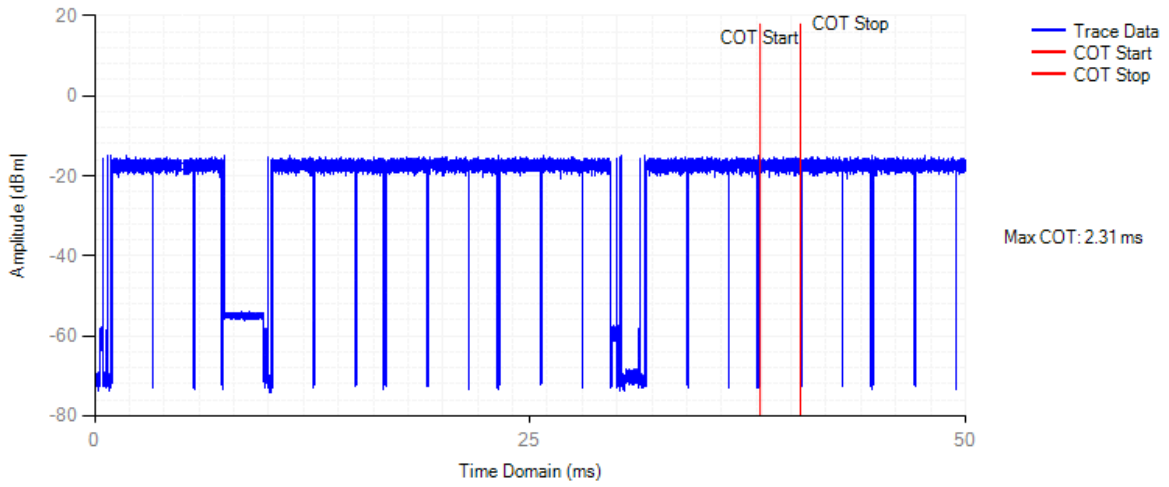
Idle NVNT 802.11n(HT20) 2472MHz

Channel Occupation Time



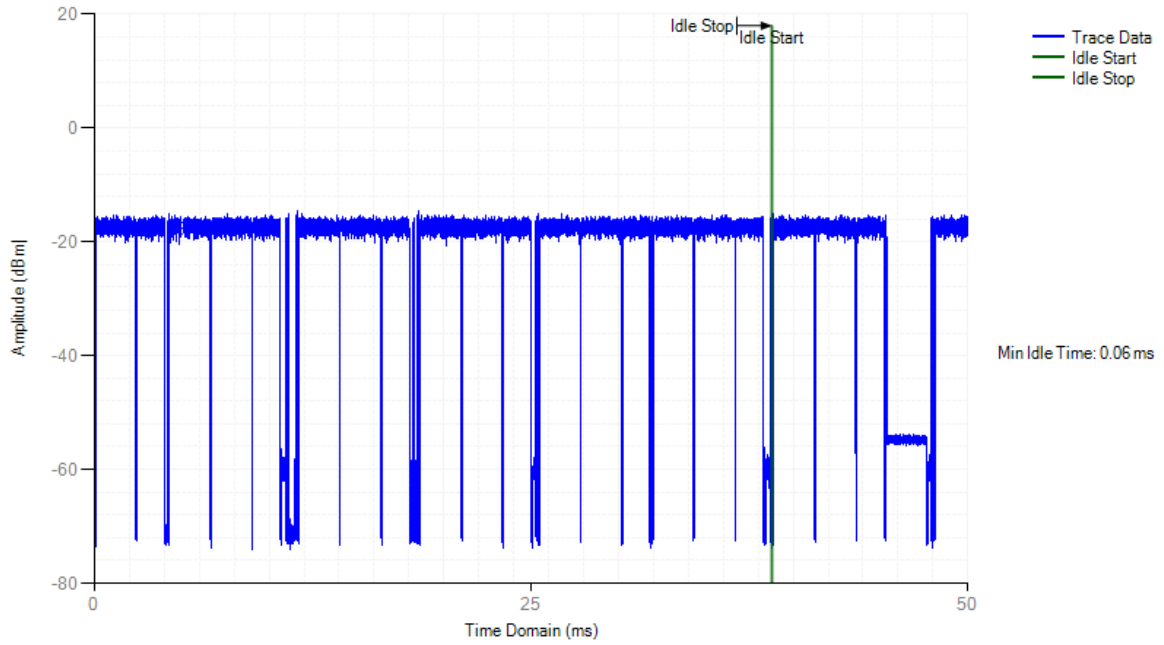
COT NVNT 802.11n(HT40) 2422MHz

Channel Occupation Time



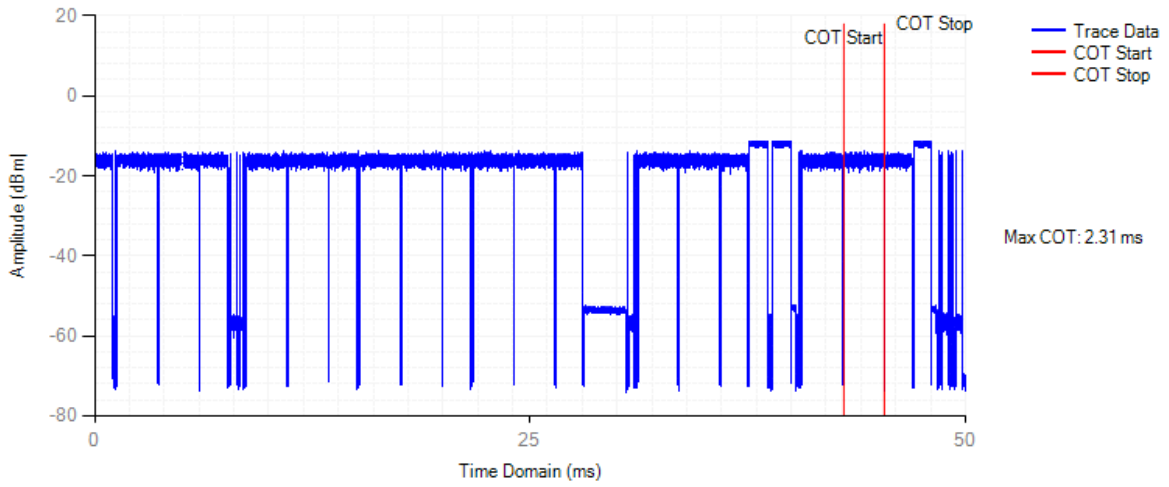
Idle NVNT 802.11n(HT40) 2422MHz

Channel Occupation Time



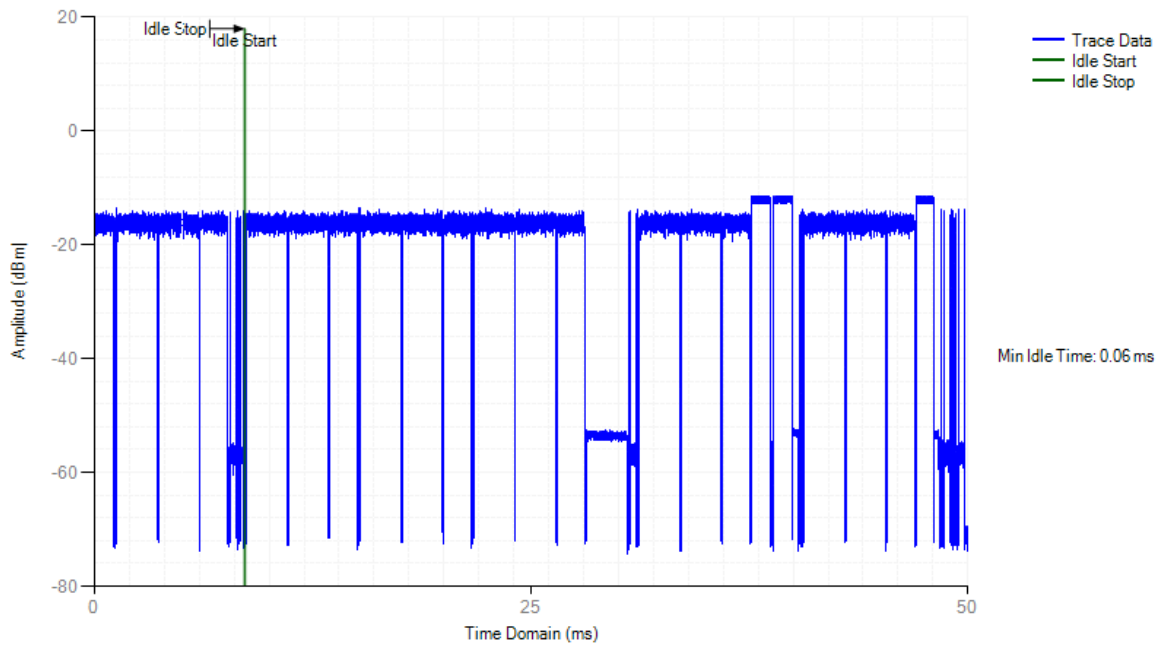
COT NVNT 802.11n(HT40) 2462MHz

Channel Occupation Time



Idle NVNT 802.11n(HT40) 2462MHz

Channel Occupation Time



5. EUT TEST PHOTO

SPURIOUS EMISSIONS MEASUREMENT PHOTOS



END OF REPORT